



MAKING DISCIPLES THAT MAKE DISCIPLES

MODULE 1 – FULL VERSION WITH COACHING RESOURCES (UK ENGLISH)

Biglife Europe is registered charity in England and Wales (CIO) - 1175136

LOVE. OBEY. MULTIPLY.

BIGLIFE TRAINING OVERVIEW



"Not unto us, O LORD, not unto us, but unto your name give glory, because of your mercy, because of your truth."

- Psalm 115:1

Christ has called all who follow Him to love God, love others, and to make disciples who make more disciples—in every nation.

Biglife discipleship training helps launch believers into this full and joyful life and eliminates the excuses that many Christians have for not sharing the gospel or discipling those we lead to faith. The two most common excuses are: "I am not called" and "I have not been trained". Whether in ministry or in the marketplace, we are all called to love God, love others, and make disciples. This training will activate you to put into practice the tools you will receive.

Biglife training teaches you **WHY** we are all called to share the gospel through means of Matthew 28:19-20 and the "4 Calls" found in the Bible.

Biglife then helps believers understand **WHO** they can share the gospel with and **HOW** to do that by means of sharing their story [testimony] and God's story [the gospel] in a culturally appropriate way.

Believers are also taught how to disciple people in a life on life discipleship Group that any person can lead. From a 10 year old child to an 80 year old adult. We call this a Group. Listening, hearing, obeying and passing on to others what you hear from God is essential to making disciples. Therefore, a Group uses a 3 part process to make disciples. The first part deals with accountability. The second part is a participative, inductive Bible study. The third part has application [hearing and obeying] built into it. Fellowship, prayer and worship are also included in a Group. Because Groups are simple to lead, they are simple to reproduce. So as new believers are taught to share their story and God's story with their relational network, they are also taught how to disciple those they lead to Christ in a Group setting. As new Groups are formed, they stay connected with the other Groups for ongoing leadership training and teaching. At times, the Groups will come together for a celebration service at the city/regional level or for a special outreach event.

Other discipleship tools such as prayer walking, the prayer cycle, and accountability groups are introduced through the training. Discipleship and multiplication principles are also taught, such as looking for persons of peace, using the MAWL approach [model, assist, watch and leave] to start new Groups, and self-feeding principles that every believer should be equipped to do.

At the end of the training, participants fill out a 3 month commitment form and their Biglife trainer will follow up with them over the coming months to help coach and disciple them as they start to use the discipleship tools they have been given.

By using the tools taught and with much prayer and obedience to what God is telling you to do each week in your Group, a movement can start to happen where disciples make disciples that make even more disciples. We call this a discipleship movement and it can sweep across your city, state, nation and be taken all over the world by faithful disciples who simply obey what Jesus is telling them to do!

EXAMPLE TRAINING SCHEDULE

DAY 1

8:00	—	Pace & Biglife's mission/history	4
8:15	—	INTRODUCTIONS & LISTENING.....	4
8:45	—	Definition of a disciple & church.....	5-6
9:15	—	BREAK	
9:30	—	Multiplication concepts	7
9:45	—	Why? Who? How? - Overview	8
10:00	—	Why? - The 4 Commands & The 4 Calls	8
10:30	—	Who? - List of 20 [or 100], PRACTICE writing list.....	9-12
11:00	—	How? Your story & PRACTICE sharing your story.....	13
12:00	—	LUNCH	
12:30	—	How? God's story & PRACTICE sharing God's story.....	14-16
1:30	—	Persons of peace & Groups of peace.....	17
2:00	—	1 st Group lesson - Explain 3-part Group format, Group principles, Start Track	18-23
2:45	—	BREAK	
3:00	—	Group PRACTICE – Start Track Lesson#1 [trainer models for entire Group]	
4:00	—	The Training Cycle [MAWL] & part of two Groups at a time	24-25
4:45	—	Debrief [Make commitments if this is a 1 day training] and end with prayer	

DAY 2

8:00	—	2 nd Group lesson - accountability & the two economies; Q&A	26
8:30	—	Group PRACTICE – Start Track Lesson #2 [split into Groups this time]	
9:45	—	BREAK	
10:00	—	The Prayer Cycle and PRACTICE praying through it.....	27
11:30	—	Prayer walking overview [PRACTICE IF 3 DAY TRAINING]	28
12:00	—	LUNCH	
12:30	—	Launch Groups.....	29-30
1:00	—	Multiplication & discipleship principles	31
1:30	—	Accountability groups overview and PRACTICE simple version	32
2:45	—	BREAK	
3:00	—	Invest in a few; sharing these principles; price to pay.....	33
3:30	—	Appendix overview - Baptism/Lord's supper; study series; coaching resources	
4:15	—	Debrief and time for questions	
4:30	—	3-month plan; FILL OUT 3 MONTH PLAN; end with prayer	34-35

NOTES:

[1] If you want to do a **1 day training**, use DAY 1.

[2] **3 day training:** If you want to practise prayer walking, do a third Group practice, or allow more time for debrief and discussions, use the above schedule and add a third day to your training.

[3] If you are doing the training overseas with a **translator**, you will need to add at least one more day on to your training, to compensate for lost time because of translation.

APPLES AND DISCIPLES

- How many apple seeds are in an apple?
- How many potential apples are in one of those apple seeds?
- How many potential disciples are in this room because of you?



PACE

- Pace matters. The rate at which the church is growing is barely keeping up with population growth. Since it is God's desire to see His glory cover the earth, we need to make disciples that make disciples so that the rate of the church's growth is faster than the growth of the population of the earth.
- Approximately 1 person every second is dying and going to Hell...

BIGLIFE'S MISSION

- Biglife's mission is: "To empower believers worldwide to reach and disciple their own people for Jesus Christ."

LISTENING TO...AND HEARING GOD'S VOICE



PRACTICE: Divide the group into partners and have them introduce their partner to the group after getting to know them for a few minutes.



PRACTICE: Have people listen to God and ask Him how He would introduce their partner. Share what God tells you with the group.



Look up these verses on listening to God and hearing His voice:

- John 5:19
- John 8:47
- John 10:27
- John 16:13-14

DISCIPLESHIP DEFINED

DEFINITION OF A DISCIPLE FROM THE WEBSTER'S NEW WORLD DICTIONARY:

1. A pupil or follower of any teacher or school
2. An early follower of Jesus
3. One who accepts and assists in spreading the doctrines of another



"Go and make disciples of all nations, baptising them in the name of the Father and of the Son and of the Holy Spirit, and teaching them to obey everything I have commanded you. And surely I am with you always, to the very end of the age."


- Matthew 28:19-20



Think of the definition of a disciple in three parts:

"One who **hears**, **obeys**, and **spreads** Jesus' commands."

THE MEASURE OF MATURITY



Knowledge



Obedience



Sharing



Knowledge



Obedience



Sharing



Knowledge should not leave obedience and sharing behind!



"We gain understanding through our obedience, instead of trying to understand before being obedient."

- Biglife leaders in Pakistan

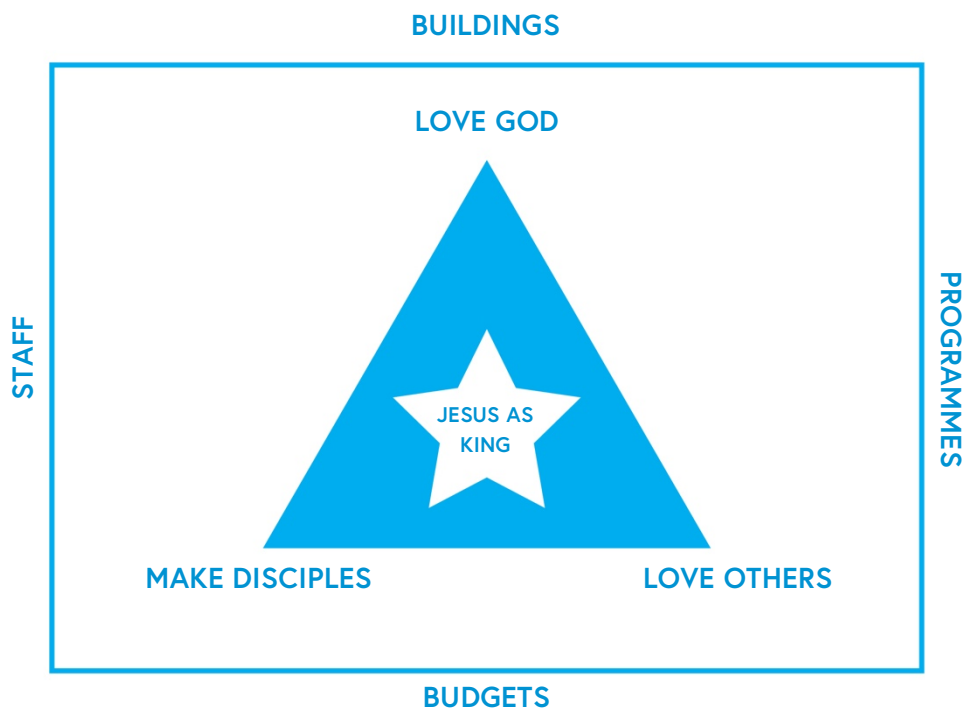
CHURCH DEFINED

THE WORD "CHURCH" IS USED IN THREE WAYS IN THE BIBLE:

1. The **universal** church [Matthew 16:18]
2. The **city** or regional church [Revelation 3:1]
3. The church meeting in someone's **home** [Acts 5:42; Colossians 4:15]

Jesus said God's commands from the Old Testament could be summarized in **loving God** with your entire being and **loving others** as you love yourself [Mt. 22:36-40]. You can summarize His commands in the New Testament by **making disciples** since that includes teaching them to obey all He commanded.

Spiritual families of people who love God, love others and make disciples are churches. We define these simple churches as a spiritual family with Christ in their midst as King, who love God, love others and make multiplying disciples. This does not include buildings, staff, budgets or programmes. There is nothing wrong with these things, but they are far more difficult to multiply, because simple things multiply more easily. Therefore, we choose to leave those tools to the city or regional church as it grows larger through the multiplication of these simple churches.



The Greek word for "church" is the word **ekklesia**. This Greek word means, "Those who are called out to gather together". That is what a church is. It is those Christ has called out from this world to gather together. It is not a building, the clergy, a programme or a Sunday morning service. These things can all be part of the church service as people gather together in a certain place, but they are not the biblical definition of a church. The rest of this training will use "Group" when referring to a group of believers meeting together for discipleship and fellowship as they seek to love God, love others and make disciples.

MULTIPLICATION

SIMPLE THINGS MULTIPLY MORE EASILY

- The materials and concepts you use need to be simple, reproducible, and easy to pass on from believer to believer.

EVERY BELIEVER NEEDS TO KNOW THE BASICS:

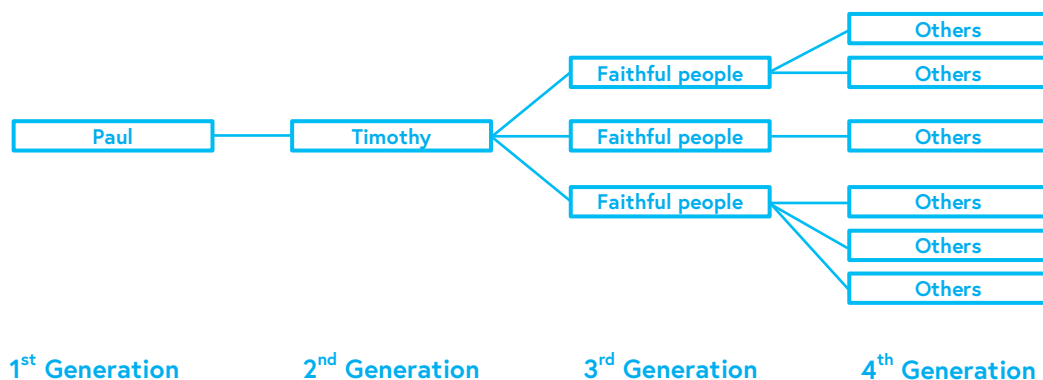
- Every believer is to be equipped to share the gospel, disciple others and start Groups.

AM I A DISCIPLE WORTH MULTIPLYING?

- Multiplication is not necessarily a good thing. Example of cancer multiplying.
 - We do not want to multiply bad disciples.
- Abraham's example
 - Abraham wasn't perfect, but God chose him because of his obedience.
- IRCO [immediate, radical, costly, obedience]

THE IMPORTANCE OF MULTIPLICATION

- We can't reach everyone by ourselves.
 - We need to make disciples that make disciples.
 - We need to start Groups that start Groups.
- The 2-2-2 principle [2 Timothy 2:2].



WHY? WHO? HOW?

This is the **FIRST** lesson that you start with when discipling new or existing Christians.

WHY has God saved us? Because He loves us [John 3:16-18]. God also wants us to share this good news of His love and forgiveness with others. Look at "The 4 Commands" and/or "The 4 Calls" below:

THE 4 COMMANDS [Matthew 28:19-20]

1. Go
2. Make disciples
3. Baptise
4. Teach them to obey

THE 4 CALLS

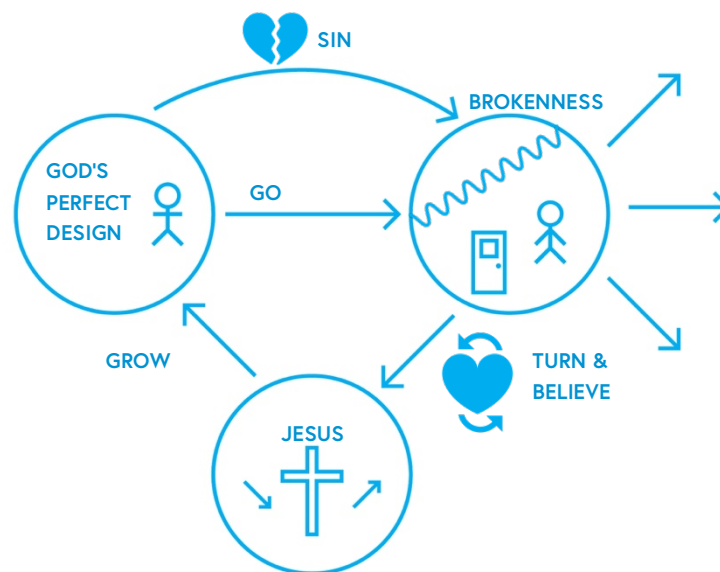
1. The Call from Above: Mark 16:15
2. The Call from Below: Luke 16:27-28
3. The Call from Inside: 1 Corinthians 9:16-17
4. The Call from Outside: Acts 16:9

WHO do we share this good news with? Your relational network. In other words, your friends, family, relatives, co-workers, neighbours and anyone else that you know and have a relationship with.

- **LIST 20** people who don't have a relationship with God. Use a blank piece of paper. Pray through the list and ask God to show you 5 people that you can share your story and God's story with this coming week [Use the list of 100 later on in lesson 3 of the Start Track].

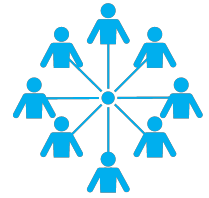
HOW do we share this good news? Share your story as a bridge to sharing God's story.

- How to share **YOUR STORY** in 3 minutes or less:
 - ←👤 Share about your life **before** following Jesus.
 - ✝️ Share about **why** you chose to follow Jesus.
 - 👤➡️ Share about your life **after** following Jesus and the difference He has made in your life.
 - ❓ Make sure to ask for a **response** at the end of your story that leads into God's story. Or just tell them that you are going to share with them the story that changed your life.
- There are many methods to share **GOD'S STORY**. Here is one called the 3 Circles:



RELATIONAL NETWORK LIST

List all of your friends, coworkers, neighbours and relatives you have a relationship with. For unbelievers or unknown status, share your story and God's story with them or invite them to be part of a Group for seekers.



For believers, teach them the Why? Who? How? and challenge them to start a Group. Encourage them to use the other tools you are learning about and offer to coach them. Have them fill out a Relational Network List [list of 20 or 100] and follow up with those listed on it.



PRACTICE: Make a list of 20 non-Christians [or list of 100 Christians/non-Christians].

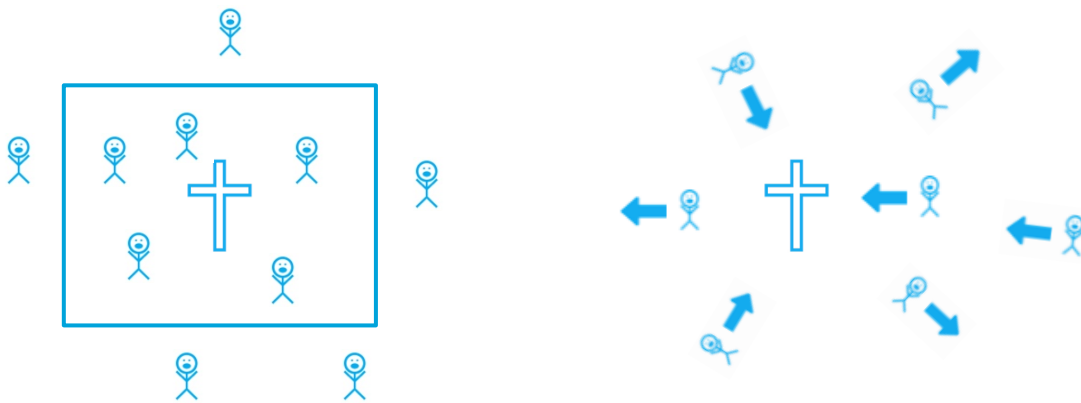
	Name	Christian	Non-Christian	Unknown
1.	_____	<input type="checkbox"/>	<input type="checkbox"/>	<input type="checkbox"/>
2.	_____	<input type="checkbox"/>	<input type="checkbox"/>	<input type="checkbox"/>
3.	_____	<input type="checkbox"/>	<input type="checkbox"/>	<input type="checkbox"/>
4.	_____	<input type="checkbox"/>	<input type="checkbox"/>	<input type="checkbox"/>
5.	_____	<input type="checkbox"/>	<input type="checkbox"/>	<input type="checkbox"/>
6.	_____	<input type="checkbox"/>	<input type="checkbox"/>	<input type="checkbox"/>
7.	_____	<input type="checkbox"/>	<input type="checkbox"/>	<input type="checkbox"/>
8.	_____	<input type="checkbox"/>	<input type="checkbox"/>	<input type="checkbox"/>
9.	_____	<input type="checkbox"/>	<input type="checkbox"/>	<input type="checkbox"/>
10.	_____	<input type="checkbox"/>	<input type="checkbox"/>	<input type="checkbox"/>
11.	_____	<input type="checkbox"/>	<input type="checkbox"/>	<input type="checkbox"/>
12.	_____	<input type="checkbox"/>	<input type="checkbox"/>	<input type="checkbox"/>
13.	_____	<input type="checkbox"/>	<input type="checkbox"/>	<input type="checkbox"/>
14.	_____	<input type="checkbox"/>	<input type="checkbox"/>	<input type="checkbox"/>
15.	_____	<input type="checkbox"/>	<input type="checkbox"/>	<input type="checkbox"/>
16.	_____	<input type="checkbox"/>	<input type="checkbox"/>	<input type="checkbox"/>
17.	_____	<input type="checkbox"/>	<input type="checkbox"/>	<input type="checkbox"/>
18.	_____	<input type="checkbox"/>	<input type="checkbox"/>	<input type="checkbox"/>
19.	_____	<input type="checkbox"/>	<input type="checkbox"/>	<input type="checkbox"/>
20.	_____	<input type="checkbox"/>	<input type="checkbox"/>	<input type="checkbox"/>
21.	_____	<input type="checkbox"/>	<input type="checkbox"/>	<input type="checkbox"/>
22.	_____	<input type="checkbox"/>	<input type="checkbox"/>	<input type="checkbox"/>

- 23. _____
- 24. _____
- 25. _____
- 26. _____
- 27. _____
- 28. _____
- 29. _____
- 30. _____
- 31. _____
- 32. _____
- 33. _____
- 34. _____
- 35. _____
- 36. _____
- 37. _____
- 38. _____
- 39. _____
- 40. _____
- 41. _____
- 42. _____
- 43. _____
- 44. _____
- 45. _____
- 46. _____
- 47. _____
- 48. _____
- 49. _____
- 50. _____
- 51. _____
- 52. _____
- 53. _____
- 54. _____
- 55. _____

- 56. _____
- 57. _____
- 58. _____
- 59. _____
- 60. _____
- 61. _____
- 62. _____
- 63. _____
- 64. _____
- 65. _____
- 66. _____
- 67. _____
- 68. _____
- 69. _____
- 70. _____
- 71. _____
- 72. _____
- 73. _____
- 74. _____
- 75. _____
- 76. _____
- 77. _____
- 78. _____
- 79. _____
- 80. _____
- 81. _____
- 82. _____
- 83. _____
- 84. _____
- 85. _____
- 86. _____
- 87. _____
- 88. _____

- | | | | | |
|------|-------|--------------------------|--------------------------|--------------------------|
| 89. | _____ | <input type="checkbox"/> | <input type="checkbox"/> | <input type="checkbox"/> |
| 90. | _____ | <input type="checkbox"/> | <input type="checkbox"/> | <input type="checkbox"/> |
| 91. | _____ | <input type="checkbox"/> | <input type="checkbox"/> | <input type="checkbox"/> |
| 92. | _____ | <input type="checkbox"/> | <input type="checkbox"/> | <input type="checkbox"/> |
| 93. | _____ | <input type="checkbox"/> | <input type="checkbox"/> | <input type="checkbox"/> |
| 94. | _____ | <input type="checkbox"/> | <input type="checkbox"/> | <input type="checkbox"/> |
| 95. | _____ | <input type="checkbox"/> | <input type="checkbox"/> | <input type="checkbox"/> |
| 96. | _____ | <input type="checkbox"/> | <input type="checkbox"/> | <input type="checkbox"/> |
| 97. | _____ | <input type="checkbox"/> | <input type="checkbox"/> | <input type="checkbox"/> |
| 98. | _____ | <input type="checkbox"/> | <input type="checkbox"/> | <input type="checkbox"/> |
| 99. | _____ | <input type="checkbox"/> | <input type="checkbox"/> | <input type="checkbox"/> |
| 100. | _____ | <input type="checkbox"/> | <input type="checkbox"/> | <input type="checkbox"/> |

BOUNDED SET VERSUS CENTRED SET







YOUR STORY

SHARING WHAT GOD HAS DONE IN YOUR LIFE

If you are seeking to share your story with someone you do not know in order to introduce them to God's story, it is helpful to think in terms of three stories: their story, your story and God's story.

THEIR STORY: It is helpful if you can get them to share about their spiritual journey in order that you might be able to adapt your presentation about your story and God's story to be appropriate for their worldview, values and priorities.


YOUR STORY: Think of your story in three parts also. Learn to share your story in 3 minutes:


-  Share about your life **before** following Jesus.
-  Share about **why** you chose to follow Jesus.
-  Share about your life **after** following Jesus and the difference He has made in your life.
-  Make sure to ask for a **response** at the end of your story that leads into God's story.
Or just tell them that you are going to share with them the story that changed your life.

NOTE: If you want another way to share your story, you can always share about how God has made a difference in your life, helped you, healed you, or brought you through a difficult circumstance, etc.


GOD'S STORY: The main idea behind sharing your story is to open a door for you to share God's story. Once the door is open, share God's story with the person.

 **PRACTICE:** Write your story below, then practise sharing it with a partner.

 _____

 _____

 _____

 _____

GOD'S STORY

There are many possible ways to share God's story [the gospel]. There is no "best" way. The best way for any given person will be different based on their worldview, experiences and the cultural/religious context that they live in. One general approach that can be fairly easily adapted for various worldviews is the Creation to Judgement Story approach. If you don't already have another method you are comfortable with, this is a good one to start with.

CREATION TO JUDGEMENT STORY



HE REIGNED

In the beginning, God created a perfect world. He made people a part of His family. They rebelled against God and brought sin and suffering into the world. This meant that people were separated from God's family.



HE CAME

God sent His son Jesus into the world to bring people back into a relationship with Himself. Jesus lived a perfect life. He taught the people about God. He performed miraculous acts and healed many people to demonstrate God's love and power.



HE DIED

Despite the fact that Jesus lived a perfect life and therefore did not have to die, He chose to die on a cross as payment for our sins.



HE AROSE

He was buried in a tomb. God saw Jesus' sacrifice for sins and accepted it. He demonstrated this by raising Him from the dead on the third day. So if we recognize Jesus as Lord [God] and that He died for our sins, repent of our sins and ask for His salvation then we are accepted back into God's family and He gives us His Holy Spirit to live in us.



HE ASCENDED

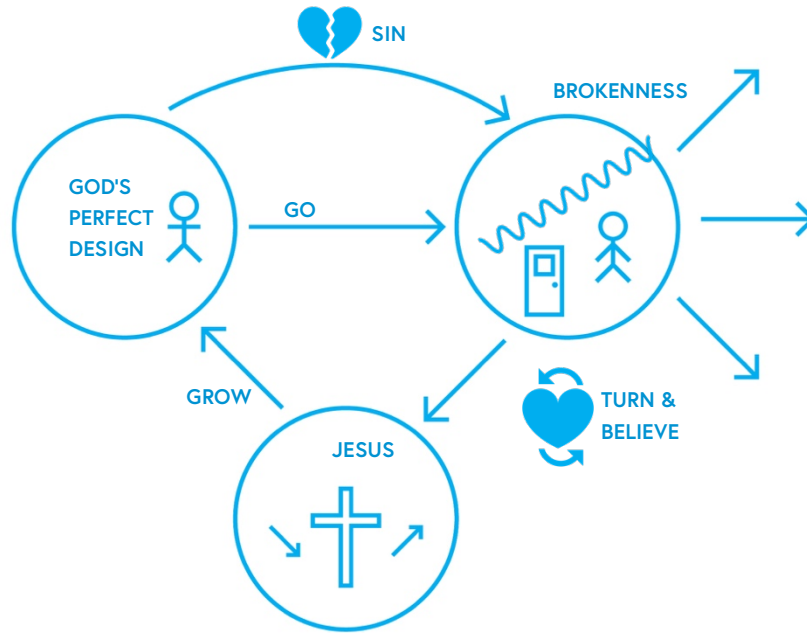
Jesus stayed on earth for forty days after being raised from the dead. He taught His followers that through the power of the Holy Spirit they were to bring people from all over the world to be His followers as well, joining the family of God. Then He was taken up into heaven while His followers watched.



HE'S COMING
BACK

In the future He will return to punish His enemies, all those who do not follow Him, and to reign with His family forever.

THE 3 CIRCLES METHOD



HERE'S WHAT TO SAY WHEN DRAWING OUT THE 3 CIRCLES:

So we live in this world, and it is characterized by brokenness. We don't have to look very hard to see that there are things like disease, disasters, war, broken families ... there's a lot of pain in this world. But this is not God's original design. God has a perfect design for our lives. The way that we have gotten ourselves into brokenness is through something the Bible calls sin. Sin is turning away from God's design and pursuing our own way, and that leads us to brokenness. Brokenness eventually leads us to death, and that death will separate us from God forever. But God doesn't want us to stay in brokenness.

So He's made a way out, and that way is Jesus. Jesus comes, and He enters into our brokenness, and the death that we deserve for pursuing brokenness, Jesus takes on Himself and dies on a cross, and His body is broken for us. Three days after He died, He rose from the dead and made a way out of brokenness. People try many things to get out of brokenness. Things like religion, success, money, relationships, education, or drugs and alcohol, but none of these things can get us out of brokenness. The only way out is Jesus. If we turn from our sin and believe that Jesus died for us and rose from the dead, we can leave brokenness and grow in a relationship with God and pursue His perfect design for our lives. And more than that, we can go. We can be sent just like Jesus, back into brokenness, to help others come through Him to pursue God's design.

Now there are two types of people in the world: there are people that are pursuing God's design, and there are people that are still in brokenness. We have to ask ourselves, "Where are we?" So, where do you think you are?



CHECK OUT THE 3 CIRCLES VIDEO: www.vimeo.com/happybiglife/3circles



PRACTICE: Draw out the "Creation to Judgement" or "3 Circles" gospel method below as you share it with a partner:



PRACTICE: Draw out the "Creation to Judgement" or "3 Circles" gospel method below as you share it with a partner:


PERSONS OF PEACE

SEARCH THE SCRIPTURES - Read Luke 10:1-11 [You can also read Matthew 10:5-14]

Characteristics of the person of peace:

Luke 10:

- V. 5 - opens his door to you
- V. 6 - receives your blessing and shows interest
- V. 7 - opens his house to you/hospitable
- V. 7 - offers to sustain you in some way



What the sent one does:

Luke 10:

- V. 1 - goes two by two
- V. 2 - prays for labourers
- V. 3 - goes with danger all around
- V. 4 - leaves behind bags
- V. 4 - does not waste time
- V. 5 - gives greeting
- V. 6 - if favourable response, gives blessing
- V. 7 - fellowships with them
- V. 9 - asks God for healing where needed
- V. 9 - ministers to them
- V. 9 - proclaims the words of the Kingdom
- V. 10 - if no response, announces protest, then leaves

FILTERS FOR THE PERSON OF PEACE

A person of peace will usually match at least one of these statements:

- Serves you
- Hosts you
- Attracted by your lifestyle
- Likes you
- Open to your message
- Mobilizes others

SUMMARY

- Pray for labourers; go where God sends you.
- Enter a place or area proclaiming the Kingdom. Do not waste time; inquire with discernment.
- Visit the person of peace candidate and engage them and their family if possible.
- Give greetings and ask spiritual interest questions.
- If there is a favourable response, give blessing and ask evangelistic questions.
- Spend time with the candidate and their family; fellowship with them and discern.
- Minister to them by sharing your testimony, the gospel and other Bible passages, etc...
- Always be bold and truthful.
- If there is no response, announce protest and then leave.



LOOK FOR PERSONS OF PEACE: Persons of peace are interested in spiritual things and open their home to you. They are willing to invite their friends and family to study the Bible and/or will let you use their home for a Group.



LOOK FOR GROUPS OF PEACE: Find groups that are already in existence and form them into Groups. For example: sports groups, a men's or women's group, religious groups, etc...



PRACTICE: Look at your relational network list. Are there any persons of peace on it?



FIRST GROUP LESSON

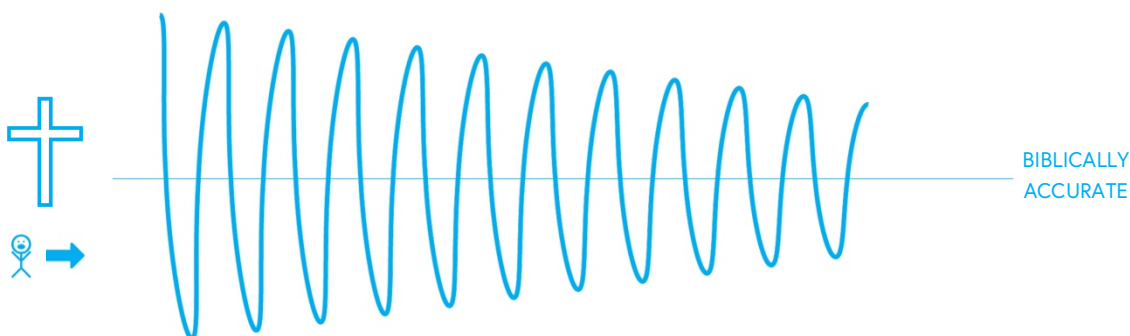
The 3-part format [3/3] your Group will use to meet is on the next page. Write your notes below:

ACCOUNTABILITY IS THE KEY [PART 1]

- If you want to see obedient disciples, keep them accountable to the things they learn.
- Using the three-thirds process [3/3] helps keep people accountable to sharing their faith, obeying what they learn each week, and passing it on to others.

HOW DO YOU KEEP THE GROUPS FROM TEACHING HERESY?

- Remember, church buildings with pastors have problems with heresy too.
- Paul's churches had problems with heresy also. That's why he wrote books like 1st and 2nd Corinthians and Galatians. Heresy is unavoidable, however, we must confront it when it comes.
- As your Groups gather together at the city church level, you can also have an elder with a teaching gift address any problems with heresy.
- Believers don't know everything they need to know at once. They will have bad theology at first, but it should straighten out over time by using the methods you are learning.



MODIFYING THE 3/3 FORMAT

- You can modify the questions asked, depending on if you are doing a Group with Christians or non-Christians. Just make sure you try to follow the 3/3 process.
- A Group format following the 3/3 process for non-Christians is located in the appendix.



PRACTICE: Do Start Track Lesson #1 [Mark 5:1-20] with your Group.

GROUP MEETING FORMAT



A Group uses the three-part process [3/3] below when it meets.

← LOOK BACK

♥♥ **Care and Worship.** Share a meal together. How has everyone's personal relationship with God been? If anyone is struggling, pray for him/her, and stay after to care for that person. Spend some time worshipping God through singing and prayer, using any spiritual gifts God has given your Group.

✓ **Check-up [Never skip]**

- ✓ *How have you **obeyed** what you have learned?*
- ✓ *Who have you **trained** in what you have learned?*
- ✓ *With whom have you **shared** your story or God's story?*

As a result of how you have obeyed, what are your next steps to help others become disciples?

👁️ **Vision [Never skip]** Share a story from the Bible, a personal story, or song to encourage one another to share Jesus with others, start new Groups, and help others do the same. Or use one of the following Bible passages to get started: Matthew 28:18-20, Luke 10:1-11, Acts 1:8, Luke 19:1-10.

↑ LOOK UP

🙏 **Pray.** Talk with God simply and briefly. Ask God to teach you this week's passage.

📖 **Read and Discuss.** Read this week's passage.

- 👍 *What did you **like** about this passage?*
- 🗨️ *What did you find **challenging** about this passage?*

📖 **Read this week's passage again.**

- 👤↑ *What does this passage teach about **God**?*
- 👤← *What does this passage teach about **people**?*

→ LOOK FORWARD

🙏 + 👂 → 🚶 **Pray, listen, & make commitments [Never skip]** Have everyone in the Group pray for God to show them how to answer the questions below. If God tells you to do something, make a commitment and write it down. Share it with the Group after your prayer time.

- How will you **obey** this passage?*
- Who will you **train** with this passage?*
- With whom will you **share** your story or God's story?*

👤↔️ **Practice [Never skip]** In Groups of two or three, practise what you have committed to do in the questions above. For example, role-play a difficult conversation or facing a temptation; practise teaching today's passage, or practise sharing the Gospel. After you are done, **pray** with your partner and ask God to prepare the hearts of the people who will be hearing about Jesus this week. Ask Him to give you the strength to be obedient to your commitments.

GROUP MEETING PRINCIPLES



SMALL

Keep Groups small. Start Groups around circles of relationships, people who already know each other. Meet where these people already gather, for example in a home, café or under a tree. With a larger Group, divide into sub-Groups of 3, 4 or 5 people if you are short on time.

EVERYONE LEARNS TO GROW ON THEIR OWN

In the Group, everyone learns to grow by doing the following on their own:

1. Tell others about Jesus
2. Learn from the Bible
3. Talk with God and listen to Him
4. Help and encourage other believers
5. Boldly face persecution and hard times

CONSIDER EVERYONE A POTENTIAL DISCIPLEMAKER

View everyone as a potential disciplemaker, both before and after they trust Jesus. Leaders are usually unpaid and without formal schooling.

OBEY & TRAIN

The Groups are obedience-based, not just knowledge-focused. Follow Jesus by learning and obeying the Bible through the guidance of the Holy Spirit. Make practical and specific commitments each meeting and review them the next time you meet. Become fishers of men by training others how to learn and obey as well. This creates an environment in which loving Jesus means obeying Jesus.

NEW GROUPS THROUGH MENTORING & MULTIPLICATION

Focus on starting new Groups rather than big Groups. Meet with new leaders as they start new Groups. Train them to do the same for others. Keep everyone connected for ongoing training and accountability. Use MAWL [Model, Assist, Watch and Leave] to help others start Groups.

DISCUSS & DISCOVER

Focus on the Bible. Trust the Holy Spirit to help each person discover the meaning of Scripture. Lead through asking questions rather than preaching. Try to make sure everyone participates.

START TRACK: THE FIRST 8 MEETINGS



Think of each lesson as a foundational lesson that all believers need to know, obey/do and pass on to others. If it takes you more than one week to master the lesson, that is fine. The Start Track is to be done with new believers, as well as people who are already Christians but have not been in this type of Group before. The practice portion is guided and pre-set for these 8 sessions. Individualized applications and practice is begun in subsequent meetings. Also, if a new believer can't form a Group around their relational network, you can use the Start Track as a one-on-one discipleship lesson and then put the new believer into an existing Group.

Before you begin with the Start Track, remember to do the "WHY? WHO? HOW?" lesson first.


[1] TELL YOUR STORY



LOOK UP: Mark 5:1-20. Pay particular attention to verses 18-20.



PRACTICE: Tell your story - You will need to prepare your story and be prepared to share it with others. Here is how you can tell your story in three parts:

←  **Talk about your life before following Jesus** - Describe your feelings [pain, loneliness], questions [what happens after death?], or struggles you had before following Jesus.

✝ **Talk about how you became a follower of Jesus** - Tell them about Jesus! The essential story of Jesus is: We have all offended God with our sins. We will die because of our sins. But we are saved from death when we put our faith in Jesus, who died for our sins, was buried, and raised from the dead.

→  **Talk about your life after following Jesus** - Tell them about how Jesus changed your life. Tell of the joy, peace, and forgiveness Jesus gave.

? **Invite a response** - Your story should ask for a response. End with a question that will help you discover the person's level of spiritual interest. Ask something like: "Would you like to know how you can be forgiven?" or "Would you like God to change your life?"

Keep it brief [3 minutes or less] - Your story should be short and interesting. Do not be boring and do not talk so long that the listener loses interest.

Practise telling your story with someone in your Group.

PRAY. Ask God to show you whom He wants you to tell your story and His story to this week.

[2] TELL GOD'S STORY



LOOK UP: 1 Corinthians 15:1-8, Romans 3:23, Romans 6:23



PRACTICE: Have everyone in your Group practise telling Jesus' story using the Creation to Judgement story, 3 Circles, or use another simple method.

PRAY. Ask God to show you whom He wants you to tell your story and His story to this week.

[3] FOLLOW & FISH



LOOK UP: Mark 1:16-20



PRACTICE: Make a List - Get a blank piece of paper and write the names of up to 100 people that you know [family, friends, neighbours, coworkers, etc...]. If the person is not a Christian, share your story and God's story with them. If the person is a Christian, think about how you can invite them to participate in a Group like you are doing now, or slowly introduce them to some of the discipleship tools you are learning.

PRAY. Ask God to show you whom He wants you to tell your story and His story to this week.

[4] BAPTISM



LOOK UP: Romans 6:3-4; Acts 8:26-40



PRACTICE: Find nearby water [bathtub, pool, river, lake] and baptise all new believers. Continue to immediately baptise people as they become believers. To learn more about baptism, see Acts 2:37-41, 8:5-13, 8:36-38, 9:10-19, 10:47-48, 16:13-15, 16:27-34, 18:5-9, 19:1-5, 22:14-17 and 1 Corinthians 1:10-17.

PRAY. Ask God to show you whom He wants you to tell your story and His story to this week.

[5] THE BIBLE



LOOK UP: 2 Timothy 3:14-17



PRACTICE: Memorize the process your Group uses in the 3/3 meeting format. Also, encourage everyone to have a personal quiet time where they read the Bible and pray each day. Use the SOAPS tool located in your appendix if you need a Bible reading/study method.

PRAY. Ask God to show you whom He wants you to tell your story and His story to this week.

[6] TALK WITH GOD



LOOK UP: Matthew 6:9-13



PRACTICE: Use your hand to learn how to talk with God. As a Group pray through Jesus' prayer in Matthew 6:9-13 using your hand as a guide. Encourage everyone to pray each day.

1. **Palm = Relationship.** As the palm is the foundation for our fingers and thumb, time alone with God is the foundation for our personal relationship with Him. *"Our Father in heaven..." [Matthew 6:9]*
2. **Thumb = Worship.** Our thumb reminds us that we must worship God before we ask for anything. *"...may your name be holy." [Matthew 6:9]*
3. **First Finger = Surrender.** Next we surrender our lives, plans, family, finances, work, everything. *"May your kingdom come, your will be done..." [Matthew 6:10]*
4. **Middle Finger = Ask.** Then we ask God to meet our needs. *"Give us this day our daily bread." [Matthew 6:11]*
5. **Fourth Finger = Forgive.** Now we ask God to forgive our sins, and we must

forgive others. "Forgive us as we forgive others." [Matthew 6:12]

- 6. Little Finger = Protect.** Then we ask for protection. "Let us not yield to temptation, but deliver us from the evil one." [Matthew 6:13]
- 7. Thumb [Again] = Worship.** And we end just as we began – we worship Almighty God. "Yours is the kingdom and the power and the glory forever. Amen." [Matthew 6:13].

PRAY. Ask God to show you whom He wants you to tell your story and His story to this week.

[7] HARD TIMES



LOOK UP: Acts 5:17-42; Matthew 5:43-44



PRACTICE: Share with the Group about a difficulty you have faced because of your new faith; consider difficulties you may face; role-play how you will respond – with boldness and love – as Jesus teaches. Pray as needs come up. Pray for each person after they share.

PRAY. Ask God to show you whom He wants you to tell your story and His story to this week.










[8] BECOME A FULLY FUNCTIONING GROUP



LOOK UP: Acts 2:42-47, 1 Corinthians 11:23-34



PRACTICE: Discuss what your Group needs to do to become like the meetings described in the passages. As a Group, on a blank piece of paper, draw a dotted line circle representing your own Group. Above it, list 3 numbers: the number regularly attending [stick figure], the number believing in Jesus [cross] and the number baptised after believing [water]. If your Group has committed to be a Group, make the dotted line circle solid. If you regularly practise each of the following things below, then draw a picture of it inside your circle. If you do not do it, or you wait for an outsider to come do it for you, then draw it outside the circle.

1. Commitment to be a Group - solid line instead of dotted line.
2. Baptism 
3. Bible 
4. Commemorate Jesus with bread and wine/juice 
5. Fellowship 
6. Giving and ministry 
7. Prayer 
8. Praise 
9. Telling people about Jesus 
10. Leaders 



What is your Group missing that would help make it a healthy Group?

PRAY. Ask God to show you whom He wants you to tell your story and His story to this week.

WHERE NEXT? Go through the **Discover Series** or **Strengthen Series**.

THE TRAINING CYCLE - MAWL

- **Model** - Show them how to do it [2-3 weeks]
- **Assist** - Help them do it [2-3 weeks]
- **Watch** - Watch them as they do it [2-3 years or more]
- **Leave** - Entrust them with the work



MAWL

1st Generation	M	A	W	L			
2nd Generation		M	A	W	L		
3rd Generation			M	A	W	L	
4th Generation				M	A	W	L

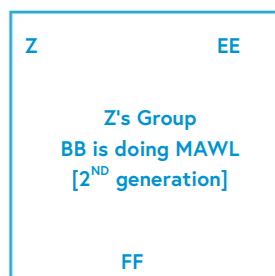
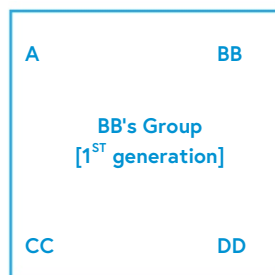
PART OF TWO GROUPS AT A TIME:

- You will have your Group as your primary spiritual family.
 - 6-12 adults in a Group.
 - Try not to bring new Christians into your Group. Instead, help them to start their own Group from their relational network. Model how to do that for them and then assist them in doing it.
- You will always be trying to help others start a new Group to be their primary spiritual family.
 - This is what we call "the model and assist". Therefore, you will sometimes be in two or more Groups at the same time while you model and assist for the new Groups.
 - DO NOT START TOO MANY GROUPS AT ONE TIME, OTHERWISE YOU CAN'T PROPERLY MODEL AND ASSIST FOR THEM AS THEY START THEIR OWN GROUPS.

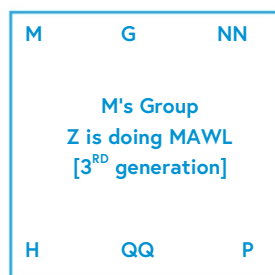
REPRODUCTION OF GROUPS IF EVERY GROUPS STARTS A GROUP EVERY YEAR:

Year 1 = 1	Year 11 = 1,024	Year 21 = 1,048,576
Year 2 = 2	Year 12 = 2,048	Year 22 = 2,097,152
Year 3 = 4	Year 13 = 4,096	Year 23 = 4,194,304
Year 4 = 8	Year 14 = 8,192	Year 24 = 8,388,608
Year 5 = 16	Year 15 = 16,384	Year 25 = 16,777,216
Year 6 = 32	Year 16 = 32,768	Year 26 = 33,554,432
Year 7 = 64	Year 17 = 65,536	Year 27 = 67,108,864
Year 8 = 128	Year 18 = 131,072	Year 28 = 134,217,728
Year 9 = 256	Year 19 = 262,144	Year 29 = 268,435,456
Year 10 = 512	Year 20 = 524,288	Year 30 = 536,870,912

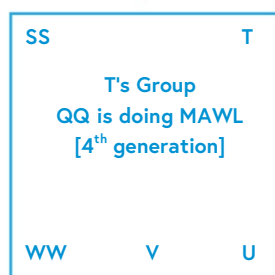
MAWL & GROUP MULTIPLICATION SCENARIOS



The BB's lead Z to Christ and Z is a person of peace. After learning the "WHY? WHO? HOW?" initial discipleship lesson, Z is able to gather some friends and family together to start a new Group. The BB's are still part of their original Group, but they are also modelling for and assisting Z as he starts his new Group. After this, the BB's enter the watch phase of discipleship with Z to make sure Z is doing what he is supposed to do.



Z's friend M is already a Christian. M asked Z if he could join his Group. Z said, "My Group is already full, but let me help you start a Group of your own with your friends and family". So Z modeled for M how to do a Group and then assisted him. Z is not part of this Group. Z is only part of this Group during the model and assist phase [about 2 months]



QQ is doing MAWL with T and her Group. This is the 4TH generation from the original Group [BB's Group]. If you reach this point, you can be confident the DNA of multiplication is set in your Groups.

- All Group leaders will be getting together for ongoing leadership development and training at times throughout the year.
- Groups meet every week. This is where life-on-life discipleship occurs. Groups in a city or region can also get together for a celebration service or an outreach event, once a month, once a quarter or for a special holiday. A city church could be 5-12 groups meeting together.

SECOND GROUP LESSON



ACCOUNTABILITY IS THE KEY [PART 2]

- We need to keep each other accountable to what we say we are going to do, that way we show we care about each other. This is done out of love for each other, not to create guilt.
- Possible responses to the questions in the check-up section... and how you should respond:
 - I obeyed
 - Great! What happened?
 - Do you need to pass along the Why? Who? How? or other content to new believers or those you are discipling?
 - I forgot!
 - That's ok. Try again this coming week.
 - Understanding issue [I didn't understand what to do]
 - That's ok. Thanks for letting me know. I will explain it to you again after Group.
 - Opportunity issue [for example: the person wasn't home]
 - That's ok. Try again this coming week.
 - Spiritual issue [the person isn't obeying because of a spiritual/sin problem]
 - Use Matthew 18:15-20.

OBEY, TRAIN, SHARE

- These concepts are critical to making disciples in a Group that uses the 3/3 format.
- **OBEY:** When you ask "How did you obey?" you should always be asking what the next steps are if the obedience point includes someone you led to faith or a person you are already discipling [training].
- **TRAIN:** Training is another word for discipling someone. In other words, when we talk about "Who did you train?" it means:
 - Who are you spending your time with and passing along the things you are learning?
 - Who are the people you are pouring deeply into?
 - Training means you are modelling for people how to do things. It means you are assisting them to do the same things you know how to do. We call this the "model and assist". We call this discipleship.
- **SHARE:** In other words, who are you witnessing to? Who have you led to faith? Have you tried to share your story or God's story this past week?

THE TWO ECONOMIES

- The earthly economy teaches us to work for things and to keep them.
- The spiritual economy teaches us to give away what we get. When we do this, we will grow.
 - Groups will help you to give away what you get each week, so you will grow spiritually through this process.
 - Loving accountability also shows that we care for each other.



PRACTICE: Do lesson #2 in the Start Track with your Group.

THE PRAYER CYCLE

This is a guided pattern for spending an hour in prayer. It is helpful to enable people to understand various aspects of prayer and to increase their capacity for prayer. The intention is to spend five minutes on each segment.

1. **Praise:** Start your prayer hour by praising the Lord. Praise Him for things that are on your mind right now. Praise Him for one special thing He has done in your life in the past week. Praise Him for His goodness to your family.
2. **Wait:** Spend this time waiting on the Lord. Be silent and let Him pull together reflections for you.
3. **Confess:** Ask the Holy Spirit to show you anything in your life that might be displeasing to Him. Ask Him to point out attitudes that are wrong, as well as specific acts for which you have not yet made a prayer of confession. Now confess that to the Lord so that you might be cleansed.
4. **Read the Word:** Spend time reading in the Psalms, in the prophets, and passages on prayer located in the New Testament.
5. **Ask:** Make general requests on behalf of yourself and others.
6. **Intercession:** Make specific requests on behalf of yourself and others.
7. **Pray the Word:** Pray specific passages. Scriptural prayers as well as a number of psalms lend themselves well to this purpose.
8. **Thank:** Give thanks to the Lord for the things in your life, on behalf of your family, and on behalf of your church.
9. **Sing:** Sing songs of praise or worship or a hymn or spiritual song.
10. **Meditate:** Ask the Lord to speak to you. Have a pen and paper ready to record impressions He gives you.
11. **Listen:** Spend time merging the things you have read, things you have prayed and things you have sung and see how the Lord brings them all together to speak to you.
12. **Praise:** Praise the Lord for the time you have had to spend with Him and the impressions He has given you. Praise Him for His glorious attributes.



PRACTICE: Spend an hour praying through the Prayer Cycle.

PRAYER WALKING

Prayer walking is best done in groups of two or three but can be done alone as well. In groups you have the added benefit of hearing how God speaks to others and it can deepen and broaden your own prayer life and ability to discern God's ways. If you are in a group you should pray aloud so others can agree with you in prayer. If you are by yourself you can pray silently except when praying for others in their presence.

There are four main ways to determine what to pray for when prayer walking:

1. **Observation:** Seeing a tricycle in a yard for example might prompt you to pray for children, for families, for schools, for transportation, etc. The idea is to let physical cues prompt us to see beyond to issues that are on God's heart.
2. **Research:** You might discover that there are specific pockets of crime, injustice or need in an area you are prayer walking. These issues can then direct your prayers.
3. **Revelation:** You may get a nudge or a picture from the Holy Spirit that guides you into a particular area of prayer.
4. **Scripture:** You may select a passage of Scripture ahead of time and allow the themes of that passage to suggest themes for prayer.

Pay particular attention to the following types of places that are "pressure points":

Government centres such as courthouses

Commercial centres such as shopping areas

Educational centres such as schools

Communication centres such as radio stations

Spiritual centres such as church buildings, mosques or temples

Look for opportunities and listen for promptings to pray for individuals or groups whom you encounter on your prayer walk. You can say, "I/we are praying for this community, is there anything in particular we can pray for you about?" Or you might say, "I/we are praying for this community. Do you know of anything in particular we should pray for?" After listening to their response you can ask about their own needs. After they share, pray for them right away. If the Lord leads, you may pray about other needs as well. You can use the following acrostic [BLESS] to guide you in doing so:

Body [health]

Labour [job and finances]

Emotiona**L** [morale]

Social [relationships]

Spiritual

In most cases, people are grateful for your concern. If the person is a non-Christian this often opens the door to a spiritual conversation and sometimes to an opportunity to share one's testimony and the gospel or an opportunity to offer the person a chance to be part of a Bible study or even better, to host one in their home. If the person is a Christian then you should invite them to join your prayer walk or equip them in some other aspect of discipleship.



PRACTICE: Go prayer walking in groups of 2 or 3.

LAUNCH GROUPS SUMMARY

- Think of a Launch Group as a temporary Group that follows the three-thirds [3/3] format and goes through the initial lesson on "Why? Who? How?" and then follows the "Start Track" for about 2-3 months to help equip believers to go out and start their own Groups. These types of Groups are great for people that can't go through a 2 or 3 day training or would rather break the training up into weekly sessions.
- If you have many people who come to Christ at one time, or over a short-period of time, you can also use these Launch Groups to help train the new believers in how to do a Group so they can then go out and start Groups with their friends and family...even though they are new believers!
- They meet once per week as a Group to go through the attached lessons.
- The content of the lesson is to be mastered before going on. If the Group is not doing the content learned, then they shouldn't proceed to the next lesson until around 75% of the Group is at least trying to do it. For example, after the first lesson, if the majority of the Group can't share their testimony in 3 minutes or less, or no one is sharing their testimony with people they know, then you will need to keep on learning how to do it the following week before going on to lesson number two.
- Most lessons will take around 2 hours following the 3/3 format. The amount of time it takes will also depend on how big the Group is or how much people share for each question in the "Look Up" portion.
- The first two lessons may take two or three meetings to complete, especially if people don't yet understand how to tell their story or God's story. The other lessons might be able to be done in one meeting, but may take two also. Again, make sure you are learning the discipleship content and putting it into practice as a Group. This is an obedience-based discipleship curriculum, not just a set of lessons to go through.
- Make sure you rotate responsibility for leading the Launch Group, so everyone can learn how to lead.
- At the end of the 2-3 months of meeting together, each person will have started, or will commit to start, a Group of their own. The leader of the Launch Group will then follow up with the participants as they start their own Groups.
- While not ideal, if the Launch Group decides to stay together after the original 2-3 months, they can. However, they need to make sure they are starting Groups outside of the original Group, so as not to become a "holy huddle". Additional series are available to study as a Group, or just pick a book of the Bible to go through using the 3/3 format in your Group.

HOW DO YOU START A LAUNCH GROUP?



Use a Launch Group to start a discipleship making movement from within your existing church or organization!

PRE-MEETING

Cast vision to existing Christians in your church on how they can become a part of a discipleship movement that sweeps across their city and nation! Then gather them together in Launch Groups to train them how to make disciples that make disciples using the schedule below.

WEEK 1

Start with the initial lesson on **Why? Who? How?** You will need about 2 hours.

WEEK 2 [AND FOLLOWING WEEKS]

Use the **Start Track** and plug it into your **Group meeting format** that follows the 3/3 process. Start with lesson 1 on the second week, and then move on to the next lesson the following week if your Group is actually sharing their stories. If not, stay on lesson 1 for another week or two until everyone knows how to share their story and are actually sharing their story. There are 8 lessons you will go through in total using this format each week.

- LESSON 1: **TELL YOUR STORY**
- LESSON 2: **TELL GOD'S STORY**
- LESSON 3: **FOLLOW AND FISH**
- LESSON 4: **BAPTISM**
- LESSON 5: **THE BIBLE**
- LESSON 6: **TALK WITH GOD**
- LESSON 7: **HARD TIMES**
- LESSON 8: **BECOME A FULLY FUNCTIONING GROUP**

WHAT SHOULD YOU DO WITH NEW BELIEVERS?

If someone accepts the gospel, the trainee should go through the initial Why? Who? How? lesson with them if time allows. If there isn't time, set up a time to meet together later. **Don't bring the new believer back to the Launch Group.** This would kill obedience-based discipleship and the making of new leaders, because the new Christian would start to depend on the "trained" Group leader. Instead, help the new believer form a Group around their relational network if possible. If you are not successful at starting a new Group around a new believer, then teach the new believer the Start Track lessons [one- on-one] and put them into an existing Group.

MULTIPLICATION AND DISCIPLESHIP PRINCIPLES

WHAT PRINCIPLES CAN LEAD TO FASTER MULTIPLICATION OF DISCIPLES?

PRINCIPLE #1 - Everyone is Equipped

- Every disciple a disciplemaker, every home a training centre, every Group a missions organization.


PRINCIPLE #2 - Dual accountability

- Hear from God and obey what He reveals to you.
- Share it with others and keep each other accountable.

↑
We are accountable
to God and people. →



Duckling discipleship: Jesus is the mother duck. We are all following behind Him. You don't have to be a mature duck to lead the others behind you ... you just need to be one step ahead.



PRINCIPLE #3 - Every disciple is to be self-feeding in:

1. The Word [Bible]
2. Prayer
3. Body life [getting together with other believers]
4. Persecution & suffering

PRINCIPLE #4 - Eyes to see where the Kingdom isn't

- Where around you is the Kingdom of God missing? How will you start work in these new areas? We always need to be looking for places the Kingdom is not in.
- Jesus loves the least, the last and the lost. Intentionally look for these people.

ACCOUNTABILITY GROUPS



1. Be in groups of the same gender. Split the group once it reaches 4 people [so you have two groups of two that will repeat the process]. This is done to multiply the group.
2. Each person selects at least 25 chapters of Scripture to listen to or read. Try to read an entire book through to get the overview of the book. If it is a short book, read it a few times.
3. They meet weekly and share whether or not they have listened to or read the passages for the week.
4. They then read or quote 2 Timothy 3:16-17 and share what the Lord has told them they should start doing, stop doing, correct, or grow in as a result of what they listened to or read.
5. They then read or quote 1 John 2:15-17 and confess any sin related to lust of the flesh, lust of the eyes, or the pride of life from the past week. They then share how the Lord has enabled them to do His will during the last week.
6. They then spend time praying for one another based upon what has been shared within the group.

Note: *that confidentiality should be clearly communicated and agreed upon prior to sharing with a new partner.*



^[16] All Scripture is inspired by God and profitable for teaching [start], for reproof [stop], for correction [correct], for training in righteousness [grow in]; ^[17] so that the man of God may be adequate, equipped for every good work.

- 2 Timothy 3:16-17



^[15] Do not love the world nor the things in the world. If anyone loves the world, the love of the Father is not in him. ^[16] For all that is in the world, the lust of the flesh and the lust of the eyes and the boastful pride of life, is not from the Father, but is from the world. ^[17] The world is passing away, and also its lusts; but the one who does the will of God lives forever.

- 1 John 2:15-17



PRACTICE: Do an accountability group with one or two other people.

INVEST IN A FEW

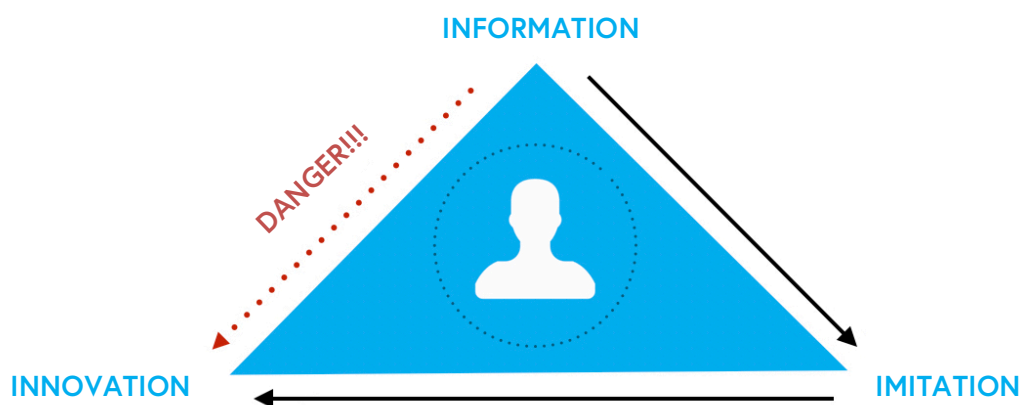
- Who do you spend time with? Those who are applying and passing on what you teach them!
- Train anyone who is willing to be trained, but follow up with the fruitful.
- Pour deeply into a few who will pour deeply into a few.

PRICE TO PAY

- If you live out these discipleship principles, you will be persecuted or suffer spiritual attacks.
 - 2 Timothy 3:11-12 & Romans 8:17
- God can redeem those attacks though and work them out for good.
 - Romans 8:28

SHARING THESE PRINCIPLES

- After you have been able to do the things you have just learned about, who do you share them with?
 - It is best to share them with new believers or younger people. The older a person is or the longer they have been a Christian, the less likely they are open to a new way of discipleship. The same is true of organizations and churches. The larger they are or the longer they have been around, the less open to change they will be.
 - The parable of the old and new patch and wine skins [Luke 5: 36-39]
- Always put into practice what you have been taught and do it yourself before telling other people to do it. Also, do not change what you have been taught too much, otherwise it will not work!



In order for people to implement the training, **Dissatisfaction with the status quo + Knowledge of a better way + knowledge of how to take the first steps > Inertia**

FINAL THOUGHTS

- We want to work toward Groups that reproduce. If you start a Group that doesn't reproduce, don't worry! Just try again. It is still a light in the darkness!
- A famous athlete once said: "You will miss 100% of the shots that you never take!"
 - So get your hands dirty! Don't be afraid to make a mistake.

DISCIPLESHIP TOOLS SUMMARY

WHEN & HOW TO USE THESE DISCIPLESHIP TOOLS

GROUPS can be used with non-Christians [Discover Series, Hope Series, or Signs of John Series] or with fellow disciples [Discover Series, Start Track, Strengthen Series] as a way to encourage their progress in their spiritual journey. Have one Group that is your continuing primary spiritual community. It can meet in your home or wherever you want to meet. At all times try to also be modelling for or assisting someone else on a temporary basis to help initiate a new Group. This should be done where they choose to meet. New followers of Christ should be taken through the Start Track. The Start Track should also be used with existing Christians to begin to train them in disciple-making.

The **WHY? WHO? HOW?** Lesson is the foundational lesson for starting discipleship. It should be used for new believers when you lead them to faith to start them out on the right path to sharing their faith and discipling those they lead to faith. It should also be used with existing Christians to start them off on the path to sharing their faith and discipling others. The Start Track and its initial 8 lessons should then be used after the Why? Who? How? method as believers are formed into Groups to teach them Biglife's eight foundational discipleship lessons.

The **RELATIONAL NETWORK SHEET** [List of 20 or 100] should be immediately used with people whom you lead to faith. It can also be used with fellow disciples as a tool to assist them in their growth. You should also use it yourself and update it once per year. It should be used in conjunction with the Why? Who? How? method. You can simply start with a short list of 20 non-Christians when working with someone you've just led to Christ.

The **MY STORY** and **GOD'S STORY** tools [sharing your testimony and the gospel] should be immediately used with people whom you lead to faith. They can also be used with fellow disciples as a tool to assist them in their growth. You should also use them yourself once a year to update your own story. They are used in conjunction with the Why? Who? How? Method.

The **PRAYER CYCLE** should be used as often as possible. This can be shared with fellow disciples to increase their intimacy with God as well.

PRAYER WALKING should be used on an as-needed basis. Get in the habit of prayer walking regularly yourself. Also consider prayer walking with fellow believers as a way to help them take their next faith step.

ACCOUNTABILITY GROUPS should meet once a week. They are temporary but you should be in one all the time. Non-Christians can be in accountability groups, although the evangelistic praying might be changed in that case. Consider this as a tool that can be used with anyone to help them take their next step in growing in their spiritual lives.

LAUNCH GROUPS can be used to train Christians in a church building or in instances where you want to train large Groups of people for the course of a few months. Start the first week with the Why? Who? How? lesson and then in the following weeks go through the Start Track.

3 MONTH COMMITMENTS



PRACTICE: Enter names from your Relational Network Sheet in the spaces below:

I will share **MY STORY** [testimony] and **GOD'S STORY** [the gospel] with the following individuals:

I will invite the following people to begin a **GROUP** with me:

I will challenge the following people to begin their own **GROUPS** and equip them to do so:

I will invite the following people to participate in a **HOPE, SIGNS OF JOHN, or DISCOVER GROUP** for seekers:

I will invite the following people to begin an **ACCOUNTABILITY GROUP** with me:

I will challenge the following people to begin their own **ACCOUNTABILITY GROUPS** and equip them to do so:

I will invite the following people to participate in **PRAYER WALKING** with me:

I will use the **WHY? WHO? HOW?** lesson to equip the following people to share their story and God's story and make a list of people in their relational network:

I will start a **LAUNCH GROUP** in the following churches or places:

I will use the **PRAYER CYCLE** once every _____

I will **PRAYER WALK** once every _____

Other commitments:

BIGLIFE INFO:

WEBSITE: www.big.life

GIVING: If you would like to financially partner with Biglife to help us continue our mission of empowering believers around the world to reach and disciple their own people for Jesus Christ, you can donate through our website or make cheques payable to "Biglife" and send them to:

Biglife
PO Box 110431
Naples, FL 34108

PRAYER: You can sign up for the Biglife weekly prayer email on the Biglife website.

TRAINING: You can contact Biglife about training you or others you know by emailing us at: training@big.life

RESOURCES:

TRAINING MANUALS AND RESOURCES:

Additional training resources can be found on our website. These include training manuals [both English and other languages], more study series for your group and a praise and worship book. You can email Biglife at training@big.life if you are in need of other training materials or the Word Document for translating the manual into your language. <https://big.life/training/>

ONLINE TRAINING: Online training is available for groups to go through. Live coaches are also available. The training site is: www.zumeproject.com

TRAINING FOR KIDS: www.gamelifelife123.com is a discipleship training designed for making disciples of kids using similar methods found in the Biglife training. Interactive kids games and stories are a part of this training.

ONLINE GENERATIONAL MAPPING TOOL: An online tool has been developed that allows networks to track their groups. If you want to save your mapping, you will need to export it as a .CSV file, save it on your computer, and then import it again when you want to change it, as it can't be saved online. It can be found at: <https://dvopalecky.github.io/gen-mapper/>

THE APPENDIX IS ON THE FOLLOWING PAGES

BAPTISM

Baptism is a "picture" of the Gospel symbolically joining us with the death, burial and resurrection of Jesus Christ. It is always joined with belief in Jesus Christ as one's Saviour. Baptism on its own is not an act of salvation, but is "married" with belief as an act of confession to God to follow Jesus Christ as Lord [Romans 10:9-10]. Read the Book of Acts: What Happened?

- 2:37-41
- 9:17-19
- 18:8
- 22:14-16

FOUR QUESTIONS:

1. Who receives baptism? [Acts 2:38]
2. When do they receive baptism? [Calendar vs. Stopwatch]
3. Who baptises? [Matt 28:19, John 4:2, Acts 8:35-38; 10:47-48]
4. How do we baptise? [Mark 1:9-10]

If you need to be baptised, who should baptise you and when? If you are already baptised, did you follow the biblical pattern/order of heard, believed, baptised? Do you need to address this?

In the Bible, baptism happens right after a person chooses to repent and follow Christ. Usually within hours of the person coming to faith in Jesus.

INSTRUCTIONS FOR BAPTISM

While standing in water of sufficient depth [3 feet is good], have the person being baptised hold your left hand with both of their hands. Place your right hand on their back. Ask them these two questions and let them respond in the affirmative:

"Have you received Jesus Christ as your Lord and Saviour? Is it your intent to obey and serve Him as your King for the rest of your life?"

Then say the following:

"Based on your profession of faith in the Lord Jesus, I now baptise you in the name of the Father, Son, and Holy Spirit."

Have them bend at the knees and lean backwards as you lower them into the water with your left hand, moving their hands and yours up to their face, and support them with your right, moving it from their back to the back of their head. Fully submerge them into the water. Then lift them out of the water.

THE LORD'S SUPPER [COMMUNION]

1. Prepare the bread and grape juice and/or wine.
2. Have your Group spend some time in silent meditation, confessing their sins.
3. Read 1 Corinthians 11.23-24: "For I received from the Lord that which I also delivered to you, that the Lord Jesus on the night in which He was betrayed took bread; and when He had given thanks, He broke it and said, "This is My body, which is for you; do this in remembrance of Me."
4. Have the members of your Group eat the bread.
5. Continue reading 1 Corinthians 11.25: "In the same way He took the cup also after supper, saying, 'This cup is the new covenant in My blood; do this, as often as you drink it, in remembrance of Me.'"
6. Have the members of your Group drink the grape juice or wine.
7. Continue reading 1 Corinthians 11.26: "For as often as you eat this bread and drink the cup, you proclaim the Lord's death until He comes."
8. End the Lord's supper in prayer and/or singing.

S.O.A.P.S. BIBLE READING

As a follower of Jesus, we should be reading Scripture daily. A good guideline is to read through a minimum of 25-30 chapters in the Bible each week. Keeping a daily journal using the **S.O.A.P.S.** Bible Reading format will help you understand, obey and share even more. **S.O.A.P.S.** is:

- **SCRIPTURE:** Write out one or more verses that are particularly meaningful to you, today.
- **OBSERVATION:** Rewrite those verses or key points in your own words to better understand.
- **APPLICATION:** Think about what it means to obey these commands in your own life.
- **PRAYER:** Write out a prayer telling God what you've learned and how you plan to obey.
- **SHARING:** Ask God who He wants you to share with about what you've learned/applied.

Here's an example of **S.O.A.P.S.** at work: **S** – "For my thoughts are not your thoughts, nor are your ways My ways," declares the Lord. "For as the heavens are higher than the earth, so are My ways higher than your ways and My thoughts than your thoughts." [Isaiah 55:8-9] **O** – As a human, I'm limited in what I know and what I know how to do. God is not limited in any way. He sees and knows EVERYTHING. He can do ANYTHING. **A** – Since God knows everything and His ways are best, I'll have much more success in life if I follow Him instead of relying on my own way of doing things. **P** – Lord, I don't know how to live a good life that pleases You and helps others. My ways lead to mistakes. My thoughts lead to hurt. Please teach me Your ways and Your thoughts, instead. Let your Holy Spirit guide me as I follow You. **S** – I will share these verses and this application with my friend, Steve, who is going through a difficult time and needs direction for important decisions he's facing.

3/3 GROUP MEETING FORMAT FOR NON-CHRISTIANS



This is a simplified version of a Group for non-Christians using the three-thirds [3/3] process. Always try to do the three-thirds with them, even if you need to modify it, so that way the right pattern is set for their spiritual growth. Remember, you want to be teaching people to listen, obey, and pass on to others what they are learning. Other elements like vision casting and practice should be added as soon as possible if you think the non-Christians in the Group are ready for them.

NOTE: Try to get different people in your Group to facilitate your time together using the format below so they don't become dependent on you leading every week. You can just copy and paste the questions below into a new document or write them out on a piece of paper and give them to the person you ask to lead the discussion. This will help you to develop leaders.

← LOOK BACK



Care. Share a meal before or after your time together or a refreshment. Share a story from this week, or an answer to prayer. Ask how everyone's week went. If anyone is struggling, pray for him/her, and stay after to care for that person.



Check-up.

Ask a question like, "Last week you said that the passage spoke to you and you mentioned what you needed to do about it. Were you able to do what you said you should do?"

↑ LOOK UP



Pray. Talk with God simply and briefly. Ask God to teach you this week's passage.



Read and Discuss. Read this week's passage.

👉 What did you *like* about this passage?

👎 What did you find *challenging* about this passage?



Read this week's passage again.

👤↑ What does this passage teach about *God*?

👤← What does this passage teach about *people*?

→ LOOK FORWARD



Obey & Share. Think about the following questions and how you can answer them based on the passages of the Bible that you just talked about in your Group. If your Group is comfortable praying, have each person pray about how to answer these questions first. Then share with the Group if you have an answer to one or both of these questions.

*How did this passage speak to you personally? Is there anything you need to do about it?
Can you think of someone you need to share this with to help them get to know God better?*

GROUP STUDY TRACKS FOR NON-CHRISTIANS



Use the following passages in the HOPE SERIES or the SIGNS OF JOHN SERIES for the "LOOK UP" portion of your Group. Your Group may need more than one meeting for some of the passages.

HOPE SERIES [FOR SEEKERS]

1. Hope for the sinner: Luke 18:9-14
2. Hope for the poor: Luke 12:13-34
3. Hope for the runaway: Luke 15:11-32
4. Hope for the lost: Luke 19:1-10
5. Hope for the grieving: John 11:1-44
6. Hope for the seeker: John 3:1-21

SIGNS OF JOHN [FOR SEEKERS]

1. Turning of water into wine: John 2:1-12
2. Healing of the royal official's son: John 4:46-54
3. Healing of the paralytic: John 5:1-17
4. Feeding of the five thousand: John 6:1-14
5. Walking on water: John 6:15-25
6. Healing of the man born blind: John 9:1-41
7. Raising Lazarus from the dead: John 11:1-46
8. Jesus is the only way to the Father: John 14:1-11



[FOR GROUPS THAT NEED BIBLE BACKGROUND & FAMILIARITY OR SEEKERS GROUPS]

Use the following passages for the "LOOK UP" portion of your Group. Your Group may need more than one meeting for some of the passages.

DISCOVER GOD - WHO GOD IS AND WHAT HE IS LIKE

1. Creation - Genesis 1
2. Creation of people - Genesis 2
3. Disobedience of people - Genesis 3
4. Noah and the flood - Genesis 6:5-8:14
5. God's promise with Noah - Genesis 8:15-9:17
6. God speaks to Abraham - Genesis 12:1-7; 15:1-6
7. God is holy [without sin] - Leviticus 19:2; Deuteronomy 32:3-4
8. God's commands to His people - Exodus 20:1-21
9. David becomes king of Abraham's descendants - 1 Samuel 16:1-13; 2 Samuel 7:1-28
10. King David and Bathsheba - 2 Samuel 11: 1-27
11. Nathan's story - 2 Samuel 12:1-25
12. David asks for forgiveness for the sin he committed - Psalm 51:1-17
13. God promises a Saviour will come - Isaiah 53

DISCOVER JESUS - WHO JESUS IS AND WHY HE CAME

1. A Saviour is born - Matthew 1:18-25
2. Jesus' baptism - Matthew 3:7-9, 13-15
3. A crazy man is healed - Mark 5:1-20
4. Jesus never loses His sheep - John 10:1-30
5. Jesus heals the blind - Luke 18:31-42
6. Jesus and Zacchaeus - Luke 19:1-9
7. Jesus and Matthew - Matthew 9:9-13
8. Jesus is sinless - Hebrews 4:14-16; 10:1-14
9. Jesus is the only way - John 14:1-15
10. The Holy Spirit is coming - John 16:5-15
11. The last dinner - Luke 22:14-20
12. Jesus' arrest and trial - Luke 22:47-53; 23:13-24
13. Jesus' execution - Luke 23:33-56
14. Jesus is alive - Luke 24:1-7, 36-47; Acts 1:1-11
15. Jesus will come back one day to judge the world - 1 Thessalonians 4:16-17; Matthew 25:31-46

DISCOVER THE CHRISTIAN LIFE - HOW ARE WE SUPPOSED TO LIVE AS CHRISTIANS?

1. We become Christians when we believe in Jesus and ask Him to forgive us for the sins we have committed - Acts 2:36-41
2. With assurance of salvation - 1 John 5:11-13; Ephesians 1:13-14
3. With assurance of forgiveness - 1 John 1:9
4. With the Holy Spirit living in us - John 14:15-18; Titus 3:4-6
5. With the Holy Spirit producing fruit in our lives - Galatians 5:22-23
6. In fellowship with other Christians - Hebrews 10:24-25
7. Spending time with God [prayer and reading His word] - Mark 1:35; Psalm 19:7-11
8. In victory over sin - 1 Peter 1:13-25; 2:1-3
9. Living in love - Matthew 22:36-40; 1 Corinthians 1:1-7
10. Making disciples and teaching them to obey Jesus' commands - Matthew 28:19-20

11. Giving generously - 1 Corinthians 16:1-2; 2 Corinthians 9:6-8
12. Using the spiritual gifts God has given us - Romans 12:1-8



STRENGTHEN SERIES

[FOR NEW BELIEVERS OR GROUPS THAT NEED A DISCIPLING FOCUS]

Learn to obey the 7 basic commands of Jesus. Keep sharing Jesus with people on your list.

1. Learn and do - John 14:15-21
2. Repent. Believe. Follow - Mark 1:14-17, Ephesians 2:1-10
3. Be baptised - Matthew 28:19, Acts 8:26-38
4. Love God. Love people - Luke 10:25-37
5. Talk with God - Matthew 6:9-13. Learn and practise Jesus' model prayer
6. Remember and commemorate Jesus - Luke 22:14-20, 1 Corinthians 11:23-32
7. Give - Acts 4:32-37
8. Pass it on - Matthew 28:18-20

Follow as I follow. Make disciples. Pass on to others what you have learned. Teach these people to pass it on to others also.

1. Find a disciple [Timothy was Paul's disciple] - 2 Timothy 1:1-14
2. Pass on what you have learned to others; and teach them to do the same - 2 Timothy 2:1-4, 14-16
3. Continue in what you have learned; watch out for false teachers - 2 Timothy 3:1-17
4. Endure and be prepared - 2 Timothy 4:1-8

Multiply your Group. Gather your disciples into new Groups.

1. Get started and make a plan; look for the Person of peace - Luke 10:1-11. Listen to Jesus' instructions as you start a new Group.
2. Gather together - Acts 2:36-47
3. Person of Peace [part 2] - Mark 5:1-20. Look for people willing to share their story about Jesus. Start a Group with that person and their friends & family.
4. Who is ready? - Matthew 13:1-9, 18-23

Go: local. Learn how to reach your local community.

1. Go: local - Acts 1:1-8
2. Help the poor. Share the good news - Luke 7:11-23
3. Go where God sends - Acts 10:9-48
4. Go with a plan - Acts 13:1-3, 32-33, 38-39; 14:21-23, 26-27

Go: global. Learn how to reach the ends of the earth.

1. Go: global - Acts 1:1-8, Matthew 28:19-20
2. Go where God sends - Acts 8:26-40
3. God loves every people group - John 4:4-30, 39-41; Revelation 7:9-12
4. Go with a plan - Acts 13:1-3, 32-33, 38-39; 14:21-23, 26-27

Remember the basics. Remember what to do when you meet.

1. Jesus is first - Philippians 2:1-11

2. Talk with God - Matthew 6:5-15
3. Community - Hebrews 10:23-25
4. The Bible - 2 Timothy 3:10-17

Commit. Learn to stay strong and keep following Jesus.

1. Disobedience - Jonah 1
2. Commit - Jonah 2
3. Obey - Jonah 3
4. Obey all the way - Jonah 4

WHERE NEXT? Choose your own Bible passages and keep meeting. Use the same questions and Group meeting format.

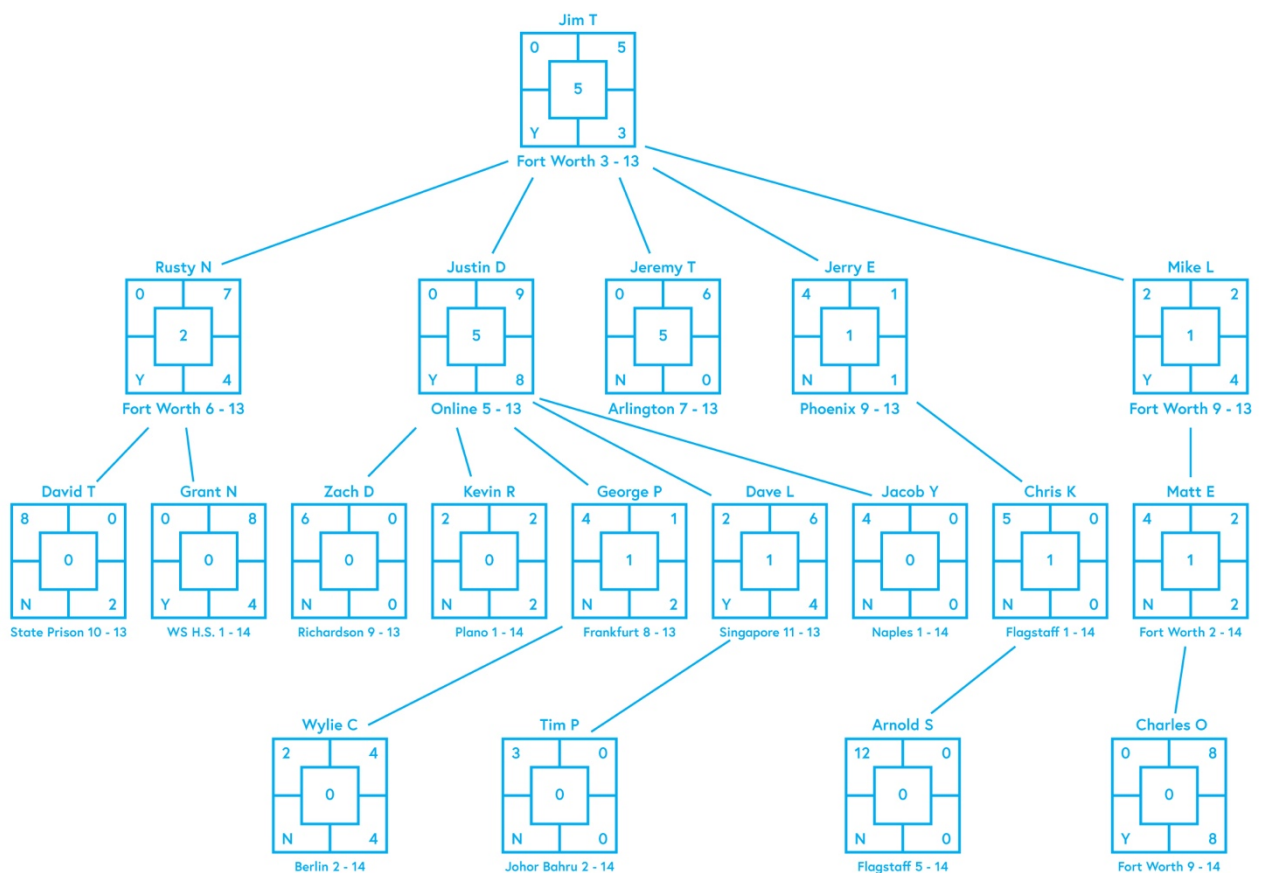
**COACHING RESOURCES ARE
ON THE FOLLOWING PAGES**

GROUP REPORTING AND TRACKING FORM

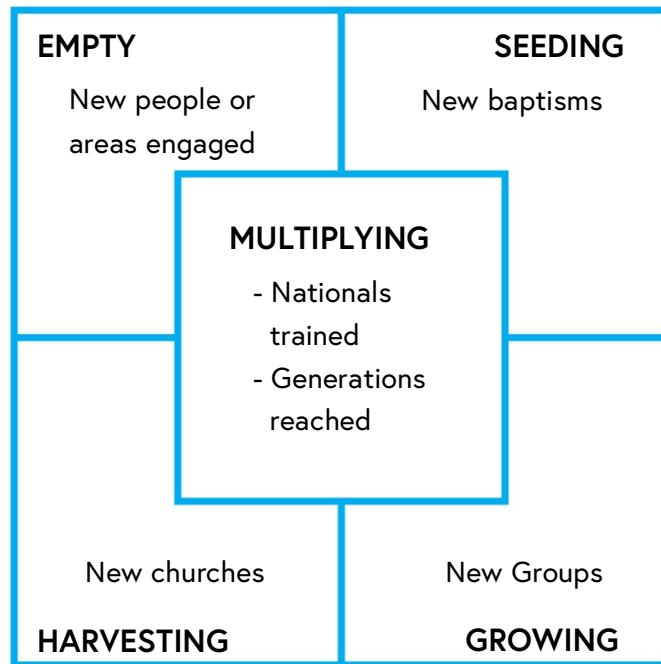
Group leader name

# Non-Christians in Group	# Baptised believers in Group
# Who have started another Group	
Functioning as a church? [Y/N]	# In accountability groups

Location/Start date/Generation #



4 FIELDS MENTORING GUIDE



← LOOKING BACK:

Did you accomplish your goals from last month?

What have been your greatest challenges? [Groups, disciples, training, etc]

How did you work to address these challenges?

What do you believe is working well? [Groups, disciples, training, etc]

↑ LOOKING UP:

What has God shown you this month?

How can I pray for you?

→ LOOKING FORWARD:

What are your highest priorities for this month?

What are your plans for new areas or unreached people groups?

How can I serve you this month?

COACHING CHECKLIST

	MODEL	ASSIST	WATCH	LEAVE
	D1	D2	D3	D4
	Mentor gives direction and information	Mentor gives direction and support	Mentor gives support and encouragement	Mentor receives updates
	You don't understand it or do it	You're doing it, but need help	You understand and do it; may have questions	You have mastered it; no help needed
Tell your story				
Tell God's story				
Relational Network [List of 20 or 100]				
Duckling discipleship				
3/3 Group format [obey, train, share]				
Church [love God, Others, Make Disciples]				
Being part of two churches				
Do MAWL with other people				
Accountability group				
Self-feeding:				
*Reading the Word daily				
*Prayer - talk/listen				
*Body life – fellowship, one anothers				
*Persecution and suffering				
Eyes to see where the Kingdom isn't				
Looking for the person of peace				
Prayer walking				
Being a church:				
*Fellowship				
*Praise and worship				
*Bible				
*Baptism				
*Communion				
*Giving [time, money]				

CITY/REGIONAL CELEBRATION SERVICE

Once you start multiple Groups, you can bring them together at times for a city/regional gathering or training if you desire. You can choose to meet once per month, once per quarter or only for special events. If you are meeting as a city church, 5-12 groups meeting together is the most you will want to have together. Then start more city churches as needed. During this celebration service or training, the Groups will be able to interact with the larger body of Christ and be encouraged at the movement that is taking place as new Groups are formed and the movement grows larger. Below is a format that you can follow for your celebration service:

← LOOK BACK

Testimonies. Spend time having people share testimonies of how they have been able to start Groups, lead people to faith in Christ, or other testimonies of how God is working in their lives, to encourage others to live a Biglife. This time can also be used to share what is happening on the national and international level with Biglife by sharing testimonies or stories from Biglife disciples from around the world.

Worship. Spend time worshipping the Lord through prayer, singing, dancing, dramas, communion, or by using other spiritual gifts to encourage the Body of Christ that has gathered together. Praise God for what he is doing in people's lives from the testimonies you have just shared.

↑ LOOK UP

Teaching/Training. This time is geared toward more advanced teaching topics related to leadership. This is where the apostles, prophets, evangelists, shepherds and teachers can equip people in ministry skills beyond the basics. The teaching could also be used to rebuke or correct a problem that has started in the Groups [2 Timothy 3:16-17] or to cast vision for what the discipleship movement can become as people obey what God is revealing to them. Important training topics could be reviewed at this time also.

→ LOOK FORWARD

Obey. Train. Share. Give. Take time to have people pray about how they need to obey the teaching lesson if there needs to be any obedience to it. Have leaders of the movement share with the people upcoming events or service opportunities that Groups can partake in, such as outreach events. If there are any needs within the body of Christ, those can be shared and you can pray for them or collect money or resources to help resolve those needs. Encourage those attending to be praying about who they can share their story and God's story with. Share about opportunities for any upcoming trainings in the area.

TIPS FOR DISCIPLEMAKERS [TRAINERS]



The below points are helpful tips from experienced disciplemakers on how to get a discipleship movement going and some of the things to expect:

- Successful discipleship movement initiators cast vision to many people to find the few that will both say and do "yes".
- Trainers need to invest time in the "doers". They are the ones who will start a movement. These doers rarely exceed 10-20% of the attendees. Don't give the non-fruitful people much of your time. There are 4 types of people who will come:
 - **Attenders** [those who don't do anything]
 - **Witnesses** [those who lead people to faith, but don't start a Group]
 - **Starters** [those who witness and start new Groups, but don't teach their Groups how to multiply]
 - **Trainers** [those who witness, start new Groups with their converts, and teach those Groups to witness and start new Groups]
- Fill up your schedule with trainings and starting Launch Groups to find the "10 to 20% of disciplemakers [trainers]".
- Encourage trainers to start at least two Groups, as the power of multiplication is much greater.
- You can potentially have the Groups meet every other week, so the trainers can meet with their trainees on the off weeks [only do this once the DNA is set and the Groups are going. At first you will meet every week]
- Make sure you understand and practise the three-thirds process!
- Accountability questions to ask: Don't ask Yes/No questions. Ask open-ended questions like:
 - **Witness:** Who are you witnessing to? Who has believed?
 - **Starter:** When are you training them in the same process?
 - **Trainer:** How are these new believers doing witnessing to and winning others?
 - **Trainer of trainers:** When are they training their Groups?
 - **Trainer of trainers who trains trainers:** How are the trainers, that you are training, doing in training their new Groups?
- Never give an assignment or goal unless you plan to ask about it at the next meeting...otherwise you will kill the obedience-based discipleship!
- Once a movement gets going, you will need to stay with groups for a while [the watch phase], usually for 2-3 years. Ultimately you need to stay until the goal is accomplished: 4th generation believers [trainers of trainers are raised up] and solid leaders emerge who understand what to do.
- If you do the three-thirds process well, leadership development will naturally occur. Accountability will bring up leadership issues, which you can then address.
- Every believer is being trained to become a disciplemaker [trainer], so you can always have emerging leaders [trainers], if people obey what they are supposed to do.

BIGLIFE DISTINCTIVES

SPEED BUMPS THAT SLOW DOWN A MOVEMENT:

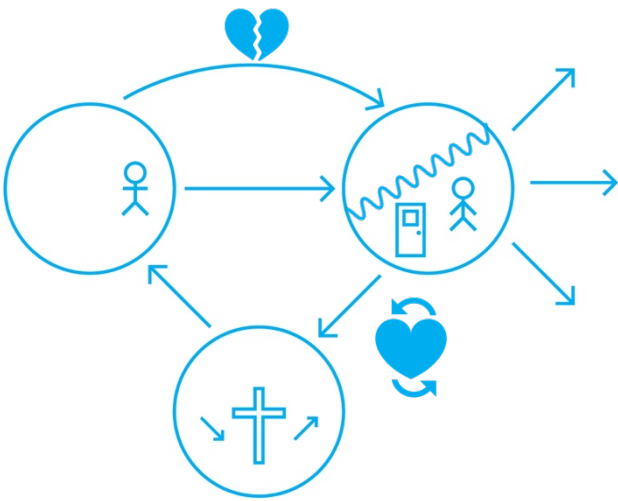
- **Building Church Buildings**
 - Buildings use up the time and money of people and are not easy to reproduce.
 - Therefore, we encourage meeting in homes, offices, or anywhere that is free.
- **Church Programmes**
 - People make disciples, not programmes. Programmes also use time and money. They are also not as easy to reproduce and pass on to other believers.
 - Therefore, we encourage relational, life-on-life discipleship, to make disciples.
- **Foreign Missionaries**
 - Foreign missionaries need to learn a new language, culture, and build relationship with the locals. This will take years to accomplish.
 - Therefore, Biglife empowers locals who already know the language, culture and have relationships and family in their home country. They also have access to places foreign missionaries can't get into and they don't get homesick. It is also less expensive to equip them versus having a western missionary on the field.
- **Bible School**
 - Formal training at a seminary is not a necessity to be a leader.
 - If someone needs to leave their village for 1 to 4 years to attend a Bible school, they will lose connections with people. They will also think that if others are to be leaders of a church, then those people also have to leave to go attend a Bible school...which is not an easily reproducible model.
 - Therefore, we encourage life on life discipleship. As a believer matures, he/she can also become an "apprentice" of an experienced discipler to learn from them. All of this can be done in the context of the believer's normal, daily life.

CATALYSTS FOR GROWTH: THINGS THAT SPEED UP A MOVEMENT

- Materials and concepts need to be simple, reproducible, and easy to pass on from believer to believer. They should be in the heart language of the people also.
- Empowering local believers to disciple their own people.
- Lay led house churches [our ideal, but not always followed].
- Obedience-based discipleship with accountability to follow up on the obedience.
- All believers are trained to share the gospel and disciple people.
- Life on life discipleship.
- Baptism performed by the person who shared the gospel.
- Prayer, faith and obedience to what God is telling you to do.
- All believers using their spiritual gifts and involved in evangelism and discipleship.
- The 2 Timothy 2:2 principle.
- Believers who are empowered and are taught the crucial elements of being self-sustaining.
- Inductive, participative Bible studies.
- Vision for multiplication.



5



WHY Has God Saved Us? Because He Loves Us! He Also Wants Us To Share This Good News!

THE 4 COMMANDS [Matthew 28:19-20]

1. Go
2. Make disciples
3. Baptise them
4. Teach them to obey



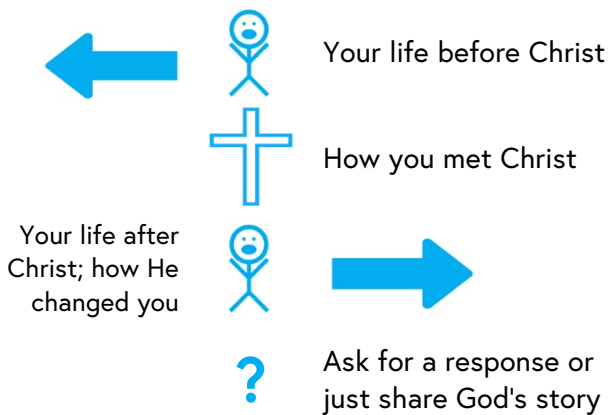
THE 4 CALLS

1. The Call from Above: Mark 16:15
2. The Call from Below: Luke 16:27-28
3. The Call from Inside: 1 Corinthians 9:16-17
4. The Call from Outside: Acts 16:9

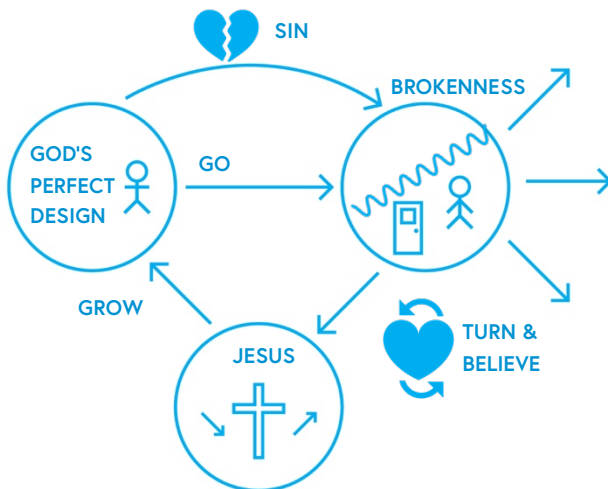
WHO? Your Relational Network 20

Write down the names of 20 people you know that do not have a relationship with God. Pray for them and share your story and God's story with them.

HOW? Share Your Story



HOW? Share God's Story



GROUP MEETING FORMAT [3/3]

LOOK BACK



Care and Worship



Check Up

- ✓ How did you obey?
- ✓ Who did you train?
- ✓ Did you share your story or God's story?



Vision - multiply disciples and groups

LOOK UP



Pray



Read the passage



- What did you **like**?
- What did you find **challenging**?



Read the passage again

- ↑ What does it teach about **God**?
- ← What does it teach about **people**?

LOOK FORWARD

Pray and **listen** to God; **obey** what He says



Practice – role-play how you will obey or retell today's lesson