




5 

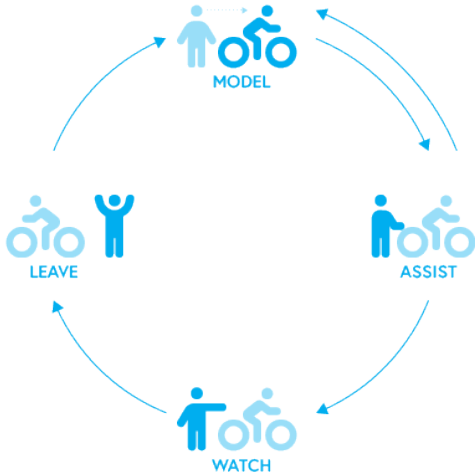
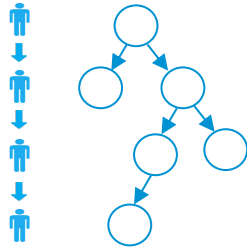



+



→





Signs of John (Seekers)

John 2:1-12; John 4:46-54; John 5:1-17; John 6:1-14; John 6:15-25; John 9:1-41; John 11:1-46; John 14:1-11

Hope Series (Seekers)

Luke 18:9-14; Luke 12:13-34; Luke 15:11-32; Luke 19:1-10; John 3:1-21

Discover Series (Seekers/New Disciples)

DISCOVER GOD

Genesis 1; Genesis 2; Genesis 3; Genesis 6:5 to 8:14; Genesis 8:15-9:17; Genesis 12:1-7 & 15:1-6; Leviticus 19:2 & Deuteronomy 32:3-4; Exodus 20:1-21; 1 Samuel 16:1-13; 2 Samuel 7:1-28; 2 Samuel 11:1-27; 2 Samuel 12:1-25; Psalm 51:1-17; Isaiah 53

DISCOVER JESUS

Matthew 1:18-25; Matthew 3:7-9,13-15; Mark 5:1-20; John 10:1-30; Luke 18:31-42; Luke 19:1-9; Matthew 9:9-13; Hebrews 4:14-16 & 10:1-14; John 14:1-15; John 16:5-15; Luke 22:14-20; Luke 22:47-53 & 23:13-24; Luke 23:33-56; Luke 24:1-7, 36-47; Acts 1:1-11; 1 Thessalonians 4:16-17

Start Track (New Disciples)

- [1] Why/Who/How [2] Holy Spirit: John 14:15-18; Titus 3:4-7
- [3] Tell Your Story: Mark 5:1-20 [4] Tell God's Story: 1 Corinthians 15:1-8, Romans 3:23, Romans 6:23 [5] Follow and Fish: Mark 1:16-20 [6] Baptism: Romans 6:3-4; Acts 8:26-40 [7] New Identity: Ephesians 1:3-14; Romans 6:6-14 [8] The Bible: 2 Timothy 3:14-17 [9] Talk with God: Matthew 6:9-13 [10] Hard Times: Acts 5:17-42; Matthew 5:43-44 [11] Becoming Healthy Disciples: Acts 2:36-47, 1 Corinthians 11:23-34



[1] Gather together: Hebrews 10:19-25



[2] Baptism: Acts 16:22-34



[3] Read the Bible: Psalm 119:105-112



[4] Communion: Matthew 26:20-30



[5] Fellowship: Philippians 2:1-11; 1 John 1:1-7



[6] Giving and ministry: Acts 4:32-37; 2 Corinthians 9:6-11



[7] Praying together: Acts 12:1-17



[8] Praise and worship: Psalm 100:1-5, Ephesians 5:15-20

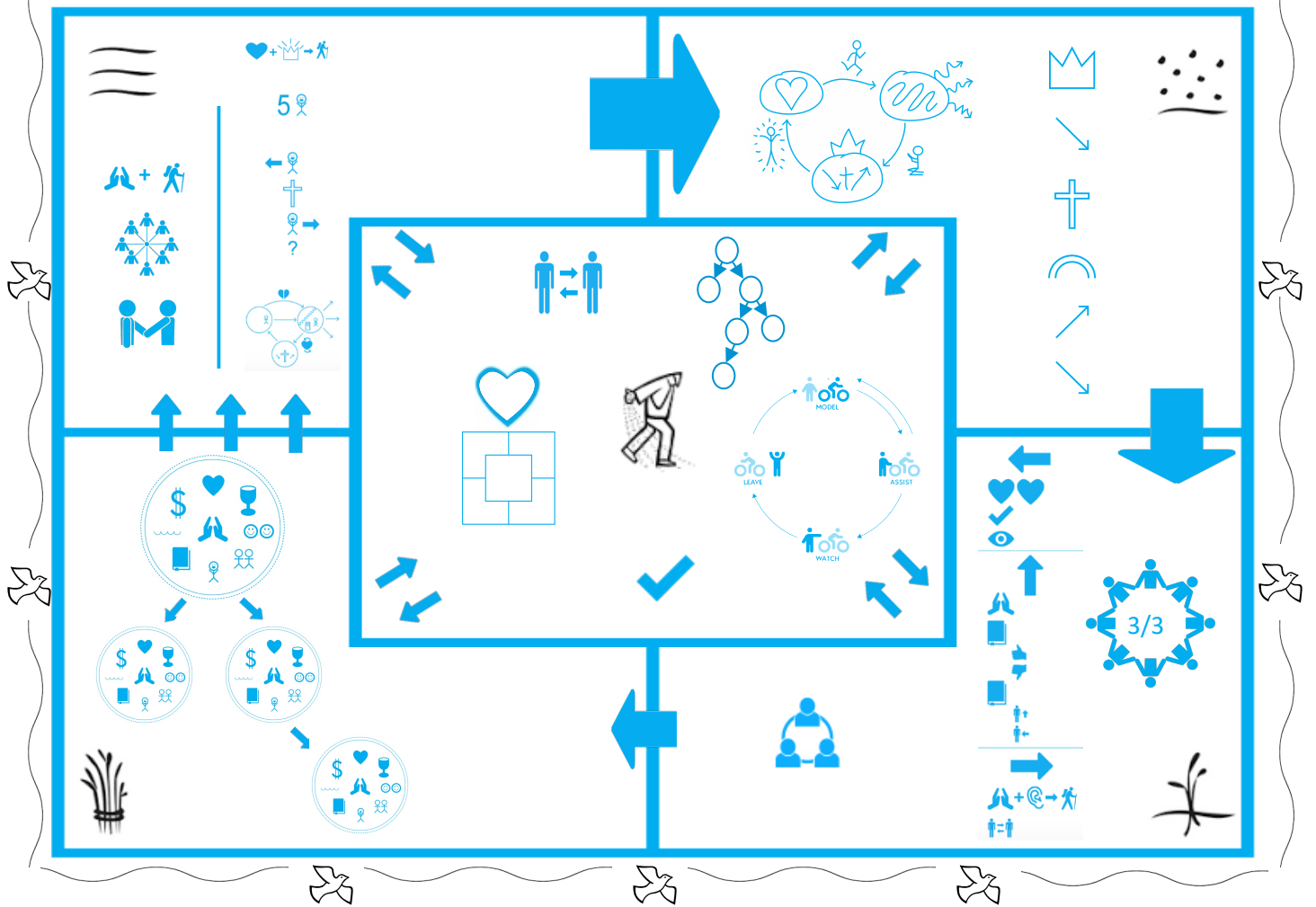
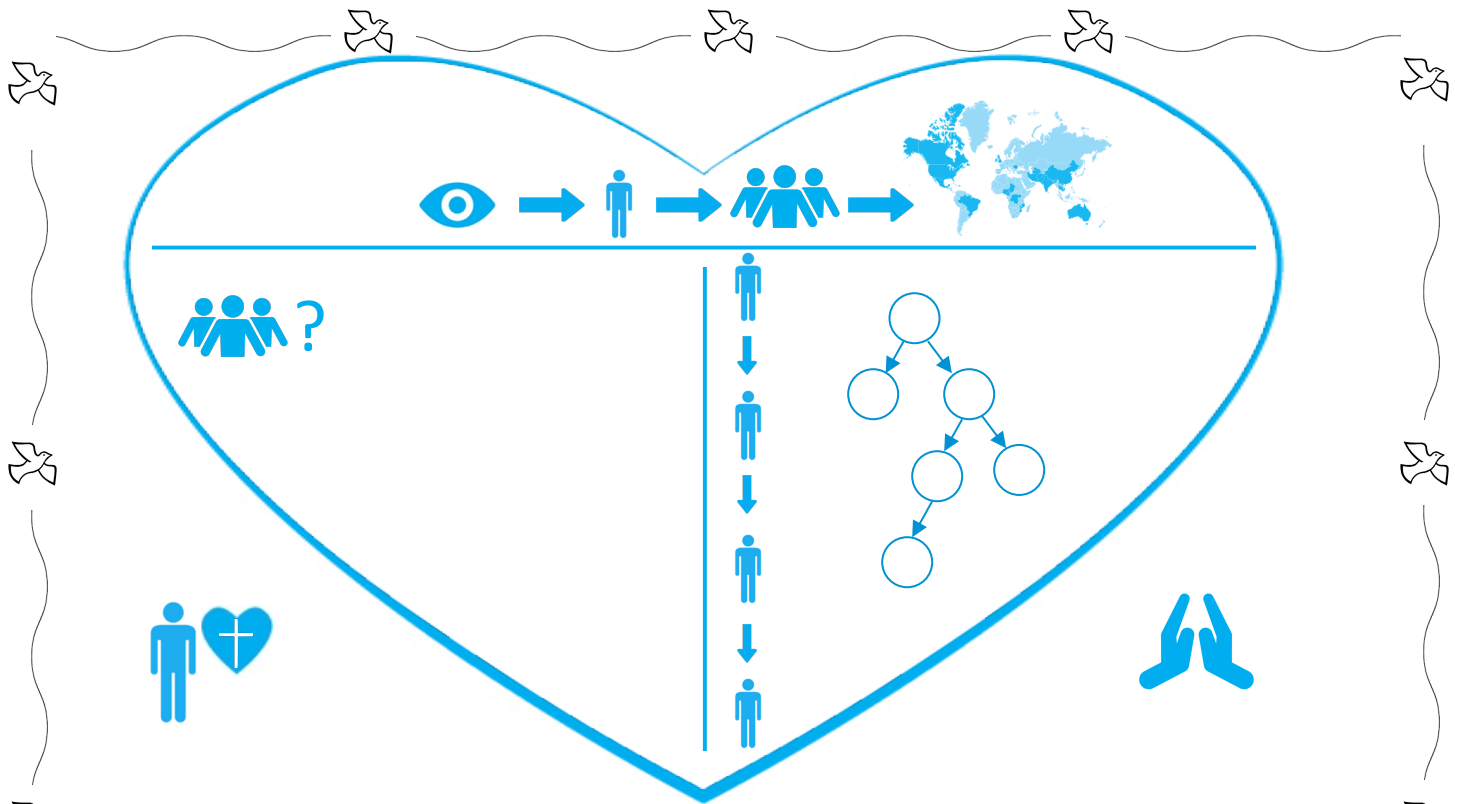


[9] Witness: Romans 10:8-15; Acts 8:1-8



[10] Caring leaders: Hebrews 13:7-9, 17





EXPLANATION OF ORAL TRAINING - MODULE 3

MODULE 1: DISCIPLES MAKING DISCIPLES [1 PAGE TRAINING]

The first page is the 1 page training for the module 1 “Disciples Making Disciples” training. The left side of the page is the “Why? Who? How?” (with Creation to Judgement, C2J) and the right side of the page is the 3/3 format for making disciples when they gather together.

NOTE: There is also another 1 page training for the module 1 “Disciples Making Disciples” training, except that it has the “Three Circles” version of the gospel for God’s story instead of C2J. Some trainers prefer this method when working with oral learners. It can be found on the Biglife website.

The second page is the rest of the module 1 training concepts, principles and methods. It also includes study series that you can record for oral learners to listen to.



BOOKMARKS: Training made simple!

This 1 page training page can also be folded down the middle and made into a bookmark. Or just print each side on a bookmark.

MODULE 2: STEWARDING NETWORKS AND RELATIONSHIPS [1 PAGE TRAINING]

The third page is the 1 page training for the module 2 “Stewarding Networks and Relationships” training. It is God’s heart and the 4 fields. These are all of the parts you will find necessary for a discipleship movement to occur. These are all of the tools and principles that you will need to model and assist for your disciples in the oral context.



TRANSLATING THE BIBLE: Getting oral learners the Word of God!

If you are working with an oral culture, most likely most of them will not be able to read. Therefore, you will need to record the Bible on some sort of device for them to listen to. One of the easiest ways is to find a person who can read the national or trade language that the Bible is already in, and then have them translate it verbally into their native tribal language while you are recording it. It could be done in a recording studio, or even simply be recorded on a phone. To pass along the scripture recordings (and any songs the believers have wrote) you can burn them onto a memory card that can be put into cell phones. This makes transmission very easy if the believers have phones. If you don’t know where to start translating the Bible, start by translating Genesis chapters 1-11, Matthew and John.



TRAINING TIP: Encourage participation! Practice every tool!

Oral learners will not learn well in a lecture style environment. Just take them out and practice these tools with them in a real life context. Try to do the entire training cycle with them (model, assist, watch and leave) during the training. For example, first model for them how to do a 3/3 group. Then assist one of them as they lead it. Then watch the person you assisted as they assist someone else to lead the 3/3 group.